

QUICKSILVER®

ACTIV

OPEN



20
17

THE QUICKSILVER ACTIV RANGE HAS ALWAYS PERFECTLY BLENDED FUN AND STYLE WITH PRACTICALITY AND SAFETY.

The evolving direction of the Quicksilver Activ range now builds on this strength with collaborations between highly experienced designers, engineers and naval architects from the Brunswick Group, a leading force in the boating world. A strong partnership that has led to an even greater line-up of fun boats with true integrity and depth.

Quicksilver Activ promises a world of style and innovative use of space made possible by the best in class length to beam ratio which also increases stability. A confidence further heightened by the deep V hull design creating a form that cuts through water efficiently and comfortably. A direct result of one of the most experienced naval architects in the industry being part of the team behind Quicksilver Activ.

So as you can see, we take fun very seriously. Welcome to style and substance.

Explore our complete range of boats and dealer network at www.quicksilver-boats.com



A photograph of a young woman with long brown hair, smiling broadly while on a boat. She is wearing a white lace top. In the background, there is a large body of water and a range of blue mountains under a bright sky. A diagonal white graphic element is overlaid on the right side of the image.

Life is now

CONTENT

Introduction Open Range _____	4
The Smart Edition _____	5
ACTIV 805 OPEN _____	6
ACTIV 805 PRO FISH _____	10
ACTIV 755 OPEN _____	14
NEW ACTIV 675 OPEN _____	18
NEW ACTIV 605 OPEN _____	22
NEW ACTIV 555 OPEN _____	26
NEW ACTIV 505 OPEN _____	30
ACTIV 455 OPEN _____	34
Specifications & Packs _____	38

WELCOME TO THE OPEN RANGE FROM QUICKSILVER.

The moment you look at an Activ Open, you know that it's designed for pure fun.

It's about fluid yet solid forms with soft lines and sharp, cut-through shapes creating a dynamic, sporty tension that says it's playtime. Purposeful designs still true to the essence and character of the original sketches; that spontaneous spark of inspiration. Creativity founded on experience, considered development and insight gained through solid research into the needs and desires of boat users resulting in a range of boats that offers you true freedom with the reassurance of structural and engineering integrity. Everything underpinned by safety, comfort and versatility. So you can fish, water ski, or just soak up the sun with complete peace of mind. And with ease.

This is Activ Open.
Built on understanding.
Shaped by you.
Created for escape.





SMART EDITION THE BEST WAY TO GET THE OPTIONS YOU NEED

People are different. So why should every boat be the same?

We have designed our boats for optimal use, but we know that everybody has their own preferences. That's why we are introducing the Smart Edition.

The Smart Edition gives you what you need: a variety of option sets that are most frequently requested by our customers. So you can be sure you get the options you want.

Best of all, the Smart Edition has short delivery times and is probably already available at your local dealer right now – you'll be on the water before you know it.

ACTIV 805 OPEN

SET A COURSE FOR THE HORIZON

Head for the water with friends and family in complete safety and security with Quicksilver's Activ 805 Open. The perfect boat for fun, water sports, relaxing and just enjoying life on the wave. With up to 400hp, the Activ 805 Open is ready to take you, your family and friends wherever you want to go, be it a trip around the bay or an adventure beyond the horizon.



Length Overall (M)	7,88
Beam Maximum (M)	2,55
Height - Without Canvas (M)	2,66
Dry Weight (Kg)	1684
Fuel Capacity (L)	280
CE Design Category	C
Maximum Number of People	9
Maximum Power (HP/kW)	400/294



SAFETY

On the water safety goes hand in hand. Its precision-engineered hull and ergonomically designed navigation console with optional large screen GPS make it a safe craft at any speed and in a variety of weather conditions. The centrally positioned console allows walk-around access from both sides to the large bow area in the front.

COMFORT

All the features on the Activ 805 Open are designed with comfort in mind, right down to the smallest detail. The robust, centrally placed fixed galley is a stand-alone unit, with stainless steel sink with cutting board, fresh water system and standard 12v cool box and optional refrigerator and stove. The cabin can comfortably sleep two adults, and provides plenty of storage options along with an optional marine toilet.

DESIGN

Sleek and fluid, the Activ 805 Open's stylish design and excellent proportions are guaranteed to turn heads on the water. The high-spec exterior fittings and intelligent design elements are complemented by a variety of ergonomic interior features. Both above decks and below, the Activ 805 Open offers smart design elements such as clever extra seating around the L-shape aft table, qualitative fabrics for the upholstery and optional real teak flooring.

VERSATILITY

For a craft of this size, the Activ 805 Open is packed with features. Two seating areas with tables, one in the cockpit and one in the bow. The cockpit seating area can be used for dining and cruising, and can be transformed into a relax area ideal for reading, or even into a flat area ideal for sunbathing or accessing the water. In the bow, the U-shaped seating configuration with table for 4+ adults can be transformed in minutes into a large sundeck area, with either twin chaise-lounges, or a flat comfortable sunbathing space.

SMART EDITION

Be sure to get what you need: the Smart Edition is based on the options that are most frequently requested by our customers.



ACTIV 805 OPEN



1

Versatile cockpit area: sun lounge area with inclined backrest, ideal for reading and relaxing




1 & 2

Versatile cockpit area: cruising and dining area with standard port, flip down seat and optional starboard flip down seat



6

Ergonomic helm with instrumentation, optional 9" Simrad GPS/Chart Plotter, vessel view and SmartCraft instrumentation



1

Versatile cockpit area: completely extended sun lounge area for maximum sunbathing capacity and easy water access



5

Permanent galley underneath leaning post with stainless steel sink with cutting board lid, standard 12V cooler, optional fridge & countertop stove



Easy walking access from bow to stern with walk around center console for easy access to bow
Wide aft cockpit entry



3 & 12




9

Versatile bow area can be converted from U-shaped seating area to dining for 4+ persons, or twin chaise lounges or bow sun lounge



9



11

Cabin for 2 adults consisting of mid berth, optional concealed sea toilet, storage area and rod storage



9

Versatile bow area with U-shaped seating area to dining for 4+ persons

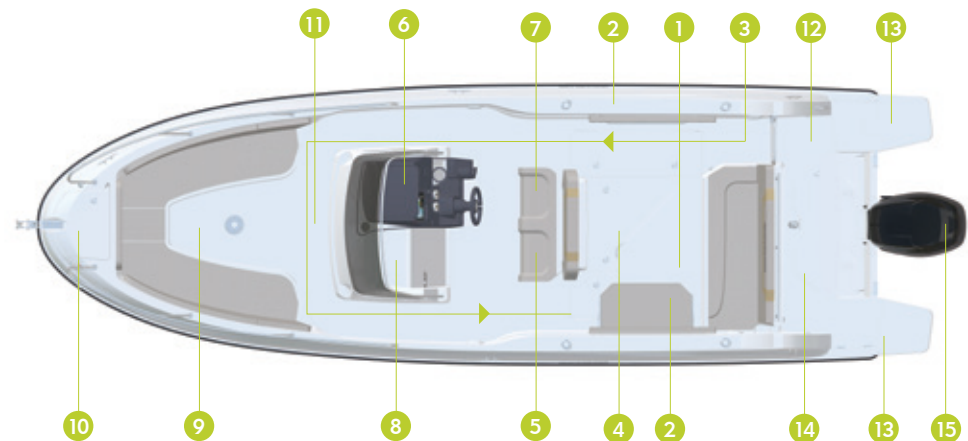


13-14 & 15

Double swim platform
Motor well bridge: easy access to both sides of transom
Single or twin engine configuration capability of max 400 hp

MODEL FEATURES

1. Versatile cockpit area, convertible for: 1) cruising and dining area 2) sun lounge area with inclined backrest, ideal for reading and relaxing 3) completely extended sun lounge area for maximum sunbathing capacity and easy water access
2. Cockpit lounge with standard port flip down seat and optional starboard flip down seat
3. Easy walking access from bow to stern with walk around center console for easy access to bow
4. Convenient storage below cockpit floor
5. Permanent galley underneath leaning post with stainless steel sink with cutting board lid, standard 12V cooler, optional fridge & countertop stove
6. Ergonomic helm with instrumentation, optional 9" Simrad GPS/Chart Plotter, vessel view and SmartCraft instrumentation
7. Leaning post for 2 persons
8. Translucent cabin door
9. Versatile bow area can be converted from U-shaped seating area to dining for 4+ persons, or twin chaise lounges or bow sun lounge
10. Anchor storage/windlass
11. Cabin for 2 adults consisting of mid berth, optional concealed sea toilet, storage area and rod storage
12. Wide aft cockpit entry
13. Double swim platform
14. Motor well bridge: easy access to both sides of transom
15. Single or twin engine configuration capability of max 400 hp



ACTIV 805 PRO FISH

DESIGNED FOR FUN AND GREAT FISHING

As its name suggests, the Activ 805 Pro Fish is all you'd expect – and more – fast and stylish and above all a great sport fishing boat. It offers a great line-up of features that guarantee maximum fishing enjoyment such as fish station and large fishing area, as well as a comfortable relax area and sleeping accommodation for two. On the performance side, the Activ 805 Pro Fish comes with a variety of different engine configurations.



Length Overall (M)	7,88
Beam Maximum (M)	2,55
Height - Without Canvas (M)	2,66
Dry Weight (Kg)	1653
Fuel Capacity (L)	280
CE Design Category	C
Maximum Number of People	9
Maximum Power (HP/kW)	400/294

ACTIV 805 PRO FISH

SAFETY

Safety is a hallmark of Quicksilver, and no less so for the Activ 805 Pro Fish. The twin swim platforms and grab handles on the fishing station make movement around the stern area very secure. Safety is also enhanced by the walk-through access around the centrally positioned console, providing direct passage from the cockpit to the bow area.

FISHING

The Activ 805 Pro Fish offers pretty much everything needed for real fishing enjoyment. The comprehensive centrally mounted fish station and spacious fishing area in the cockpit are packed with features, while the optional T-top with 4 rod holders is both a practical and stylish optional extra. Features of the fish station include a livewell, a sink with lid/cutting board, a pull-out transom shower, large working surface, cool drawer, tackle box, knife holder, grab handles, storage space and 4 stern-mounted rod holders. In other words, everything you need for a great fishing experience!

COMFORT

From the ergonomically designed central console with twin pilot seats to the optional T-top with sunshade and rod holders, the Activ 805 Pro Fish offers a significant level of comfort that enhances the enjoyment of the fishing experience. To enhance the comfort while cruising, the optional Comfort Pack features a dining table in the bow area that can also be converted to reclining chaise-lounges and a flat sunbathing configuration, as well as an optional marine toilet in the cabin.

VERSATILITY

The Activ 805 Pro Fish offers a fully transformable bow area, from a U-shaped seating area and dining table for 4+ adults into a large sundeck area, with either twin chaise-lounges with adjustable backrests, or a flat comfortable sunbathing space.

SMART EDITION

Be sure to get what you need: the Smart Edition is based on the options that are most frequently requested by our customers. In addition you save an average of 10% when compared to ordering the options separately. The Smart Edition has short delivery times and is probably already available.



ACTIV 805 PRO FISH

8



Optional T-top with sun awning and rod holders



1

Fish Station with sink with lid/cutting board, pull-out faucet/ shower, large working surface, tackle box, knife holder, storage space, rod holders and optional livewell and cool drawer



7



Comfortable bucket seats or option leaning post for 2 persons

13 & 16



Wide aft cockpit entry
Single or twin engine configuration capability of max 400 hp


Rod storage in cabin





10

Versatile bow area can be converted to twin chaise lounges (optional Cockpit Comfort pack)



12

Cabin for 2 adults consisting of mid berth, optional concealed sea toilet, storage area and rod storage



10

Versatile bow area can be converted from U-shaped seating area to dining for 4+ persons (optional Cockpit Comfort pack)

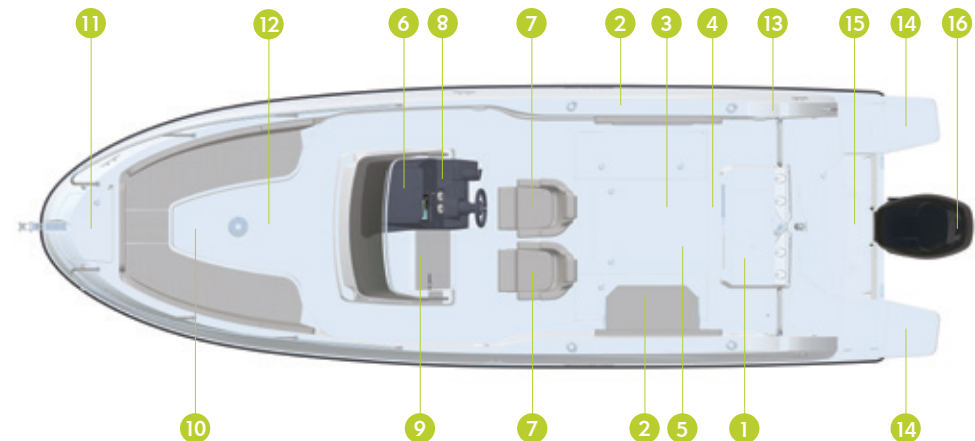


10

Versatile bow area can be converted to bow sun lounge (optional Cockpit Comfort pack)

MODEL FEATURES

1. Fish Station with sink with lid/cutting board, pull-out faucet/ shower, large working surface, tackle box, knife holder, storage space, holders and optional livewell and cool drawer
2. Optional port and starboard flip down seats
3. Large cockpit area for fishing and easy walking access from bow to stern
4. Convenient storage below cockpit floor
5. Fish locker
6. Ergonomic helm with instrumentation, optional 9" Simrad GPS/Chartplotter, vessel view and SmartCraft instrumentation
7. Comfortable bucket seats or option leaning post for 2 persons
8. Optional T-top with sun awning and rod holders
9. Translucent cabin door
10. Versatile bow area can be converted from U-shaped seating area to dining for 4+ persons, or twin chaise lounges or bow sun lounge (optional Cockpit Comfort pack)
11. Anchor storage/windlass
12. Cabin for 2 adults consisting of mid berth, optional concealed sea toilet, storage area and rod storage
13. Wide aft cockpit entry
14. Double swim platform
15. Motor well bridge: easy access to both sides of transom
16. Single or twin engine configuration capability of max 400 hp



ACTIV 755 OPEN

DISCOVER THE TRUE MEANING OF FREEDOM

Sleek, powerful and very versatile, the Activ 755 Open offers a whole new level of performance and safety, providing one of the coolest rides in the 7 metres range. Speed, excellent handling and a variety of fun and performance options make it the perfect choice for water sports and fast cruising for up to eight people, while the interior accommodation is designed to overnight two.



Length Overall (M)	7,23
Beam Maximum (M)	2,55
Height - Without Canvas (M)	2,19
Dry Weight (Kg)	1389
Fuel Capacity (L)	280
CE Design Category	C
Maximum Number of People	8
Maximum Power (HP/kW)	300/221



SAFETY

Safety and performance go hand in hand when it comes to Quicksilver's Activ 755 Open – from the robust hull to the deep, secure cockpit and transom access area with twin swim platforms, this craft is the last word in safe and secure performance on the water. With up to 300 horsepower coming from the Mercury outboard power, the Activ 755 Open is no slouch, but its excellent handling, superior hull design and intelligent features such as trim tabs make it a joy to use for water sports and fast cruising.

DESIGN

Fluid, sleek and stylish are the watchwords when it comes to the Activ 755 Open's exterior design, while the intelligent design features onboard, both inside and out, make this stylish craft an experience not to be missed. From the sporty dash, to the multiple seating configurations in both the cockpit and bow area, the Active 755 Open uses intelligent design to offer a maximum of possibilities.

COMFORT

On deck, both the bow and cockpit offer multi-configuration options for seating, dining, lounging or water sports. The cabin gets plenty of natural light coming from the cabin door, as well as excellent ventilation. The optional marine toilet slides under the cockpit when not in use, leaving space for an optional filler that extends to a sleeping area or children's play area. And to top it all, an optional cockpit galley comes complete with sink, running water and a single burner stove for maximum comfort.

VERSATILITY

Take the bow area – one minute it's a comfortable dining area with table seating, the next it can be converted with a flick of the wrist into a flat lounging area covering the whole bow area. The cockpit seating area is spacious and offers 2 seating configurations; a bench seat that can partially be removed for better transom access or fishing and an optional U-lounge configuration for additional seating capacity with handy flip-up seats.

SMART EDITION

Be sure to get what you need: the Smart Edition is based on the options that are most frequently requested by our customers. This edition is probably already available at your local dealer right now.



ACTIV 755 OPEN



6

Versatile cockpit area with standard bench seat configuration extendable to optional L-lounge and U-lounge with flip-up seats




9

Ergonomic helm with instrumentation and optional 7" Simrad GPS/Chart Plotter




Optional leaning post with or without galley includes stainless steel sink with cutting board lid, fridge & countertop LPG stove



4 & 6

Versatile cockpit area convertible to dining area and cockpit can be cleared partially for easy access to transom or fishing
Port and starboard opening transom gates



3

Motor well bridge: easy access to both sides of transom




Versatile bow seating area with storage that can be converted to dining for 4+ persons

13



13

Versatile bow seating area that can be converted to a bow sun lounge (optional)



11

The cabin seating area is convertible to a berth

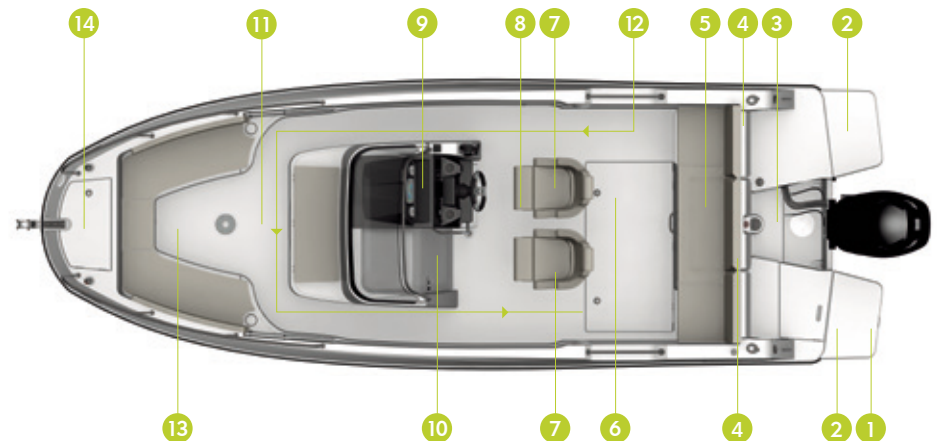


11

Cabin with optional concealed sea toilet

MODEL FEATURES

1. Integrated swim ladder
2. Double swim platforms
3. Motor well bridge: easy access to both sides of transom
4. Port and starboard opening transom gates
5. Storage under cockpit seating
6. Versatile cockpit area with standard bench seat configuration that can partially be cleared for easy access to transom or fishing and extendable to optional U-lounge with flip-up seats
7. Twin bucket seats adjustable in height and flip up bolsters (optional leaning post with/without galley)
8. Optional leaning post with or without galley includes stainless steel sink with cutting board lid, fridge & countertop LPG stove
9. Ergonomic helm with instrumentation and optional 7" Simrad GPS/Chart Plotter
10. Lockable acrylic sliding cabin entry door
11. Cabin with optional concealed sea toilet. The cabin seating area is convertible to a berth
12. Easy walking access from bow to stern with walk around center console for easy access to bow
13. Versatile bow seating area with storage that can be converted to dining for 4+ persons and bow sun lounge (optional)
14. Anchor storage/windlass



ACTIV 675 OPEN

THE COMPLETE PACKAGE

The Activ 675 Open's sportive and dynamic design makes heads turn. Hit the water with a group of maximum 8 people and explore all of the boat's features. A Mercury engine with up to 200 hp makes sure you'll get off to a fast start. There's also a Smart Edition available that offers you the Activ 675 Open's most popular options in one attractively priced pack.



Length Overall (M)	6,74
Beam Maximum (M)	2,55
Height - Without Canvas (M)	2,10
Dry Weight (Kg)	1084
Fuel Capacity (L)	200
CE Design Category	C
Maximum Number of People	8
Maximum Power (HP/kW)	200/147



SAFETY

On the water, a powerful Mercury engine guarantees safe and agile navigation. On the boat, children and adults feel at ease thanks to the high freeboard and the smooth circulation from front to back. A number of other safety features also provide easy access to the boat and to the water. For example, a pivoting backrest leads to a large platform with an integrated swim ladder. That way, getting out of the water is as effortless as jumping in.

COMFORT

The pilot and co-pilot bucket seats with flip bolster and swivel comes with new fiberglass seat pedestals supports for an improved piloting comfort and the boat's helm boasts integrated cup holders, a storage tray and a mounting space for a 7" GPS/Chart Plotter. A pivoting backrest allows an easy and unobstructed access to the swim platform. On the bow of the Activ 675 Open, you'll find an integrated anchor/line locker with an optional electric windlass.

VERSATILITY

The Activ 675 Open has been designed with your favourite outdoors activities in mind. Want to do some cruising, light fishing or water skiing? Your wish is the boat's command. The spacious bow also converts into a sun lounge and a dining area. Table for 4 and integrated cup holders included. Thanks to the pivoting pilot seats, it's also possible to have a relaxed chat with the whole group gathered in the cockpit area. A compact cabin offers shelter and is ideal for taking a nap.

STORAGE

The Activ 675 Open offers storage underneath the bow seating. There's also dedicated storage for the ski pole, the stern navigation light and the sun lounge extensions. Personal belongings and other small items go in the storage underneath the aft seat. And of course, there is a fully integrated bow anchor and line locker.

SMART EDITION

Be sure to get what you need: the Smart Edition is based on the options that are most frequently requested by our customers. In addition to that you save an average of 10% when compared to ordering options separately.



ACTIV 675 OPEN



14

Cockpit table



5

Cabin provides sleeping space for one person or child



11

Integrated swim ladder



3

Stylish and ergonomic bicolor helm with integrated cup holders, storage tray and mounting space for optional 7" GPS/Chart Plotter



1

Versatile bow area convertible to extended sun lounge. The sun lounge deployment within seconds and without the use of complicated extensions



2

Easy and unobstructed access to and from the swim platform via a pivoting backrest



1. Versatile bow area convertible to dining, quick sun lounge and extended sun lounge option. The sun lounge deployment within seconds and without the use of complicated extensions



6. Numerous storage arrangements



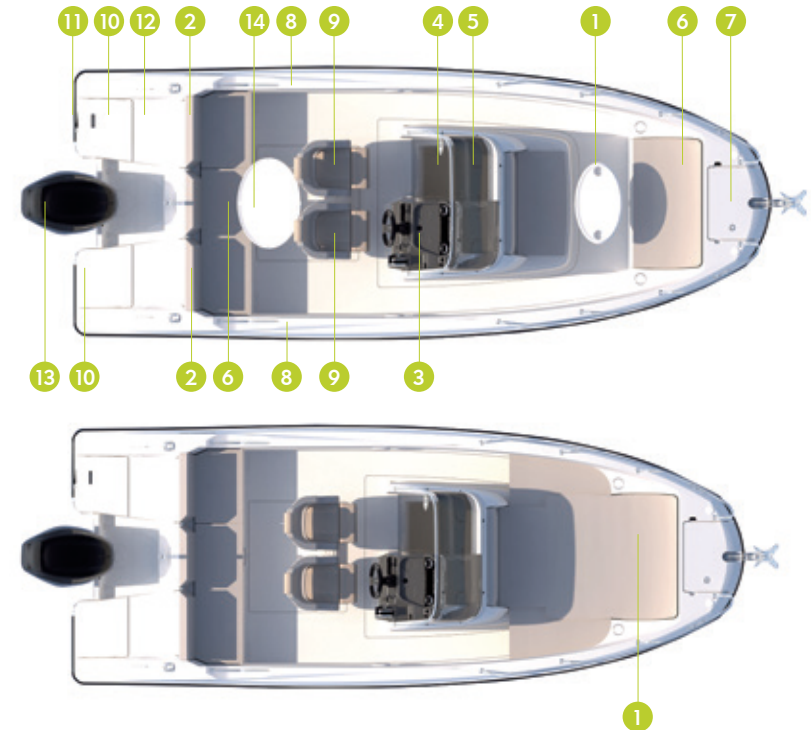
10. Large swim platform for safe and easy access in and out of the water



4. Easy cabin entry via semi-transparent sliding door

MODEL FEATURES

1. Versatile bow area convertible to dining, quick sun lounge and extended sun lounge option. The sun lounge deployment within seconds and without the use of complicated extensions
2. Easy and unobstructed access to and from the swim platform via a pivoting backrest
3. Stylish and ergonomic bicolor helm with integrated cup holders, storage tray and mounting space for optional 7" GPS/Chart Plotter
4. Easy cabin entry via semi-transparent sliding door
5. Cabin provides sleeping space for one person or child
6. Numerous storage arrangements
7. Integrated bow anchor/line locker with optional electric windlass
8. Secure feeling for adults and children with high freeboard and ease of circulation aboard
9. Pilot & co-pilot bucket seats with flip bolster and swivel, pivoting seats
10. Large swim platform for safe and easy access in and out of the water
11. Integrated swim ladder
12. Optional cockpit shower
13. Engine configuration up to max 200 hp
14. Cockpit table



ACTIV 605 OPEN

FUN PACKED

The Activ 605 Open is a born to please. It takes up to 7 people out for a full day of fun. The boat was designed with comfort, ergonomics and functionality in mind, turning the deck into the best possible place to spend some time off relaxing or fishing. A Mercury engine with up to 150 hp ensures safe navigation and a list of options adds even more to the fun on the water.



Length Overall (M)	6,12
Beam Maximum (M)	2,40
Height - Without Canvas (M)	2,00
Dry Weight (Kg)	904
Fuel Capacity (L)	160
CE Design Category	C
Maximum Number of People	7
Maximum Power (HP / KW)	150 / 110



SAFETY

Safety on the boat is guaranteed by the high freeboard and the ease of circulation. Kids and seniors can walk about easily. But you probably prefer swimming to walking. A pivoting backrest provides smooth access to the large swim platforms. There, you'll also find an integrated swim ladder. So it's up to you. Dive in right away or stick to the gradual approach and go in step by step.

COMFORT

The cockpit is packed with features. The pivoting backrest allows an easy and unobstructed access to the swim platforms. Also, the 2 swivel seats allow the pilot and the co-pilot to turn towards their passengers and join in on a group conversation. The optional cockpit shower lets you freshen up after a swim. For the driver, the boat's bicolour helm is equipped with integrated cup holders, a storage tray and a mounting space for a 7" GPS/Chart Plotter.

VERSATILITY

The spacious bow seating area transforms into an extended sun lounge within seconds. After soaking up the sun, an exterior table and integrated cup holders turn that same bow into a fancy dining setting for up to 4 adults. At the back, the cockpit area is another great place for the whole crew to socialise, thanks to the pivoting pilot seats. The ski pole, to conclude, will also win over any water sports enthusiast.

STORAGE

The Activ 605 Open's storage capacity is plentiful. On the bow, a console storage with premium finish inside holds the exterior table and the cushions. A laminated teak step in the console makes it easy to access the lower storage area as well. Other accessories, like the ski pole, the stern navigation light and the sun lounge extensions, also go in a dedicated storage space.

SMART EDITION

Be sure to get what you need: the Smart Edition is based on the options that are most frequently requested by our customers. In addition to that you save an average of 10 % when compared to ordering options separately.



ACTIV 605 OPEN



1 Versatile bow area convertible to dining



1 Versatile bow area convertible to quick sun lounge



1 Versatile bow area convertible to extended sun lounge option



2 Easy and unobstructed access to and from the swim platform via a pivoting backrest



11 Optional cockpit shower

Dedicated console storage with premium finish for exterior table and cushions. Numerous storage arrangements



4 & 5




9

Large swim platform for safe and easy access in and out of the water



5

Numerous storage arrangements



7

Secure feeling for adults and children with high freeboard and ease of circulation aboard

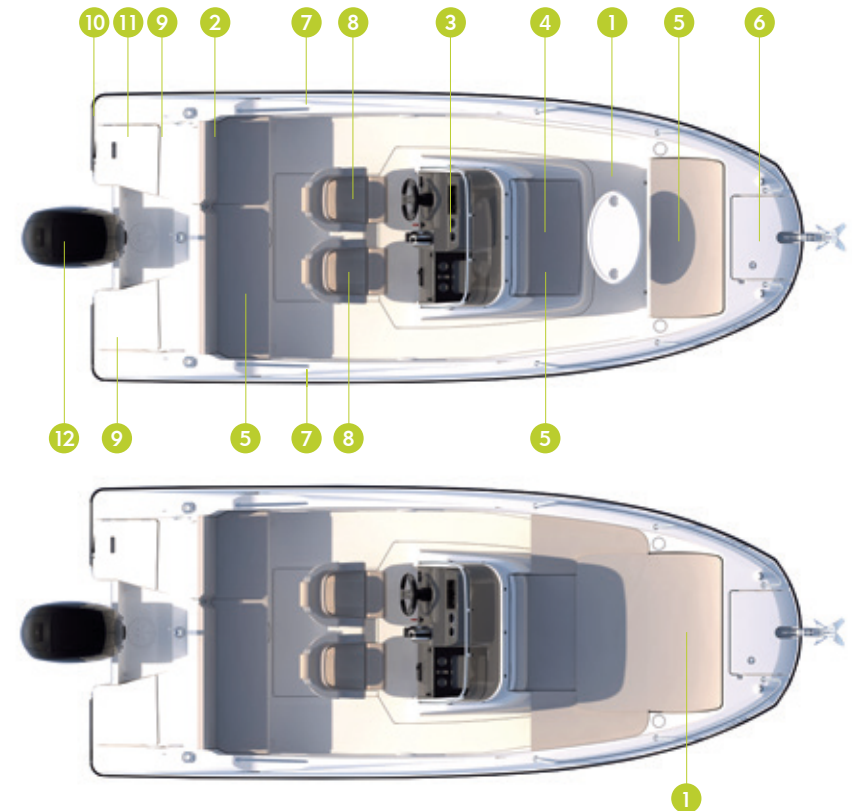
Stylish and ergonomic bicolor helm with integrated cup holders, storage tray and mounting space for optional 7" GPS/Chart Plotter



3

MODEL FEATURES

1. Versatile bow area convertible to dining, quick sun lounge and extended sun lounge option. The sun lounge deployment within seconds and without the use of complicated extensions
2. Easy and unobstructed access to and from the swim platform via a pivoting backrest
3. Stylish and ergonomic bicolor helm with integrated cup holders, storage tray and mounting space for optional 7" GPS/Chart Plotter
4. Dedicated console storage with premium finish for exterior table and cushions.
5. Numerous storage arrangements
6. Integrated bow anchor/line locker with optional electric windlass
7. Secure feeling for adults and children with high freeboard and ease of circulation aboard
8. Pilot & co-pilot bucket seats with flip bolster and swivel, pivoting seats
9. Large swim platform for safe and easy access in and out of the water
10. Integrated swim ladder
11. Optional cockpit shower
12. Engine configuration up to max 150 hp



ACTIV 555 OPEN

WINNER ON THE WATER

The Activ 555 Open is an ideal boat for fishing trips and a relaxing day's out. It welcomes up to 6 people aboard and heads for the water with a powerful Mercury engine with up to 115hp. The boat's sleek design and smart use of space has something for everyone. Bring out the whole family and be assured by its safety features, features and comfort. And there's more. The Smart Edition combines the boat's most popular options in one affordable pack.



Length Overall (M)	5,47
Beam Maximum (M)	2,29
Height - Without Canvas (M)	1,83
Dry Weight (Kg)	722
Fuel Capacity (L)	110
CE Design Category	C
Maximum Number of People	6
Maximum Power (HP/KW)	115 / 84,6



SAFETY

Safety begins with agile navigation. With a single outboard Mercury engine (up to 115 hp), the Activ 555 Open is up for that task. A slightly tinted windshield helps the driver to keep a clear view. For passengers, access to the boat and to the water is smooth and safe. They easily enter the boat from the bow and slide into the water from the large swim platforms at the stern. On the boat, intelligent design and a high freeboard enhance safe circulation.

COMFORT

On the Activ 555 Open, you will enjoy being in the driver's seat. Both pilot and co-pilot have comfortable bucket seats with flip bolsters and swivels. The ergonomic bicolour helm boasts integrated cup holders, a storage tray and a mounting space for a 7" GPS/Chart Plotter. A footrest completes the set-up. At the back of the boat, a reclining seat optimizes the available cockpit space and makes it possible to tilt the engine entirely.

VERSATILITY

The Activ 555 Open is versatile from front to back. The bow's sun lounge converts into a dining area with an external table in no time. And once you turn off the boat's engine, you give the pivoting pilot seat a spin to face the rest of the crowd and join in on the conversation. Unless you prefer sports, of course. In that case, mount the ski pole and have fun.

STORAGE

There's dedicated storage for the ski mast, the stern navigation light and the sun lounge side extensions. Personal belongings can be stored safely underneath the seats. On the bow, there's permanent access to a console storage, even with the extended sun lounge deployed. The storage with premium finish on the inside protects the exterior table and the cushions from bad weather conditions.

SMART EDITION

Be sure to get what you need: the Smart Edition is based on the options that are most frequently requested by our customers. In addition to that you save an average of 10% when compared to ordering options separately.



ACTIV 555 OPEN



1 Versatile bow area convertible to dining



10 Large swim platform for safe and easy access in and out of the water



3 Stylish and ergonomic bicolor helm with integrated cup holders, storage tray and mounting space for optional 7" GPS/Chart Plotter



9 Pilot & co-pilot bucket seats with flip bolster and swivel, pivoting seats



1 Versatile bow area convertible to extended sun lounge option



4 & 5 Permanent access to console even if bow sun lounge is deployed. Dedicated console storage with premium finish for exterior table and cushions



8

Secure feeling for adults and children with high freeboard and ease of circulation aboard



2

Optimized use of cockpit space thanks to the reclining aft seat that ensures maximum cockpit space while keeping is possible to tilt the engine entirely



3

Stylish and ergonomic bicolor helm with integrated cup holders, storage tray and mounting space for optional 7" GPS/Chart Plotter

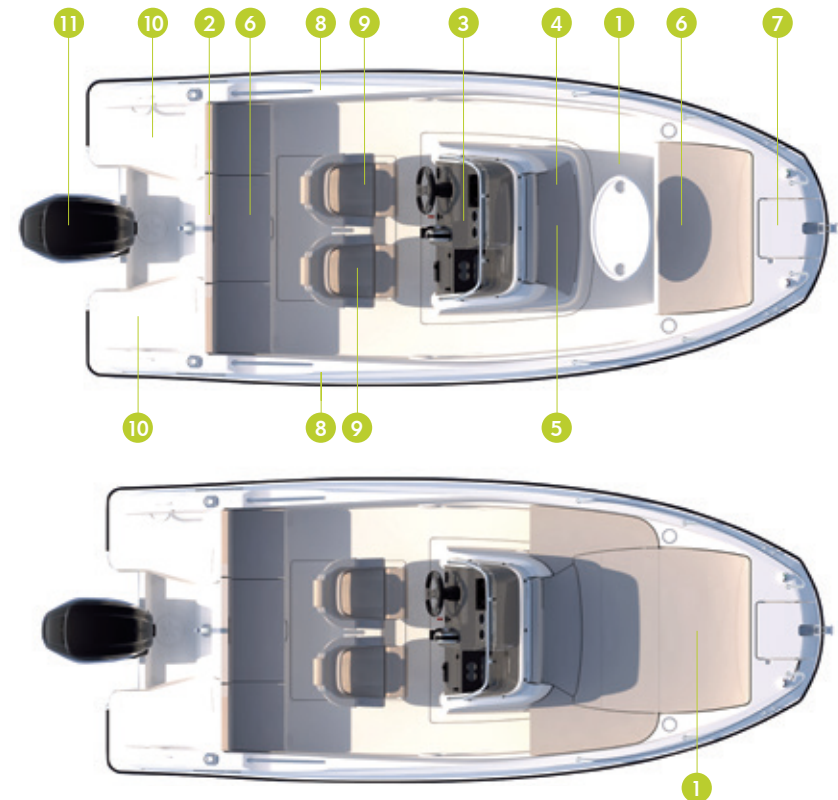
Versatile bow area convertible to quick sun lounge



1

MODEL FEATURES

1. Versatile bow area convertible to dining, quick sun lounge and extended sun lounge option. The sun lounge deployment within seconds and without the use of complicated extensions
2. Optimized use of cockpit space thanks to the reclining aft seat that ensures maximum cockpit space while keeping is possible to tilt the engine entirely
3. Stylish and ergonomic bicolor helm with integrated cup holders, storage tray and mounting space for optional 7" GPS/Chart Plotter
4. Dedicated console storage with premium finish for exterior table and cushions
5. Permanent access to console even if bow sun lounge is deployed
6. Plenty of storage capacity throughout the boat
7. Integrated bow anchor/line locker
8. Secure feeling for adults and children with high freeboard and ease of circulation aboard
9. Pilot & co-pilot bucket seats with flip bolster and swivel, pivoting seats
10. Large swim platform for safe and easy access in and out of the water
11. Engine configuration up to max 115 hp



ACTIV 505 OPEN

A GREAT REASON TO WAKE UP EARLY

With the Activ 505 Open, you'll want to be on the water all day. Whether it's for fishing, relaxing, or a bit of both. The boat looks sportive on the outside and feels spacious from within. Just how spacious? Get aboard with up to 5 people and discover its interplay of practicality, ergonomics and comfort. The Activ 505 Open also comes in a Smart Edition that includes its most popular options.



Length Overall (M)	5,07
Beam Maximum (M)	2,12
Height - Without Canvas (M)	1,77
Dry Weight (Kg)	582
Fuel Capacity (L)	90
CE Design Category	C
Maximum Number of People	5
Maximum Power (HP/KW)	100 / 73,6



SAFETY

A single Mercury outboard engine with up to 100 hp powers the Activ 505 Open. In other words, safe and smooth navigation is a given. The high freeboard and the ease of circulation aboard add to this secure feeling, both for adults and children alike. Easy access from the bow and an integrated double swim platform encourage activity, going on and off the boat and in and out of the water. A slightly tinted windshield improves the driver's visibility at all times.

COMFORT

A reclining aft seat optimizes the available cockpit space while still making it possible to tilt the engine entirely. The stylish bicolour helm caters to the driver's needs, whether you're seated or standing up. It contains integrated cup holders, a storage tray and a mounting space for a 7" GPS/Chart Plotter. A footrest makes you feel even more comfortable while behind the wheel. And even with the sun lounge deployed, access to the console remains completely free.

VERSATILITY

Every section of the Activ 505 Open serves multiple purposes. The bow seating area transforms from a basic sun lounge into an extended one within seconds. And at dinner time, you install the exterior table just as quickly. Moving on to the cockpit, the flip-flop backrest is bidirectional and can be moved forward. That way, the cockpit becomes a socialising area with driver and passengers facing each other.

STORAGE

On the bow, a console storage with premium finish inside protects the exterior table and the cushions from bad weather conditions. There is permanent access to this storage space, even with the extended sun deck deployed. Smaller items can be stored safely under the seating. The Activ 505 Open also contains dedicated storage for the ski pole, the navigation light and the sun lounge extensions.

SMART EDITION

Be sure to get what you need: the Smart Edition is based on the options that are most frequently requested by our customers. In addition to that you save an average of 10 % when compared to ordering options separately.




ACTIV 505 OPEN



Versatile bow area convertible to dining



Optional bimini



Integrated double swim platform



Versatile bow area convertible to extended sun lounge

Dedicated console storage with premium finish for exterior table and cushions. Plenty of storage capacity throughout the boat



4 & 5



3

Stylish and ergonomic bicolor helm with integrated cup holders, storage tray and mounting space for optional 7" GPS/Chart Plotter



Secure feeling for adults and children with high freeboard and ease of circulation aboard



Bi-directional helm seating for boat driving and socializing

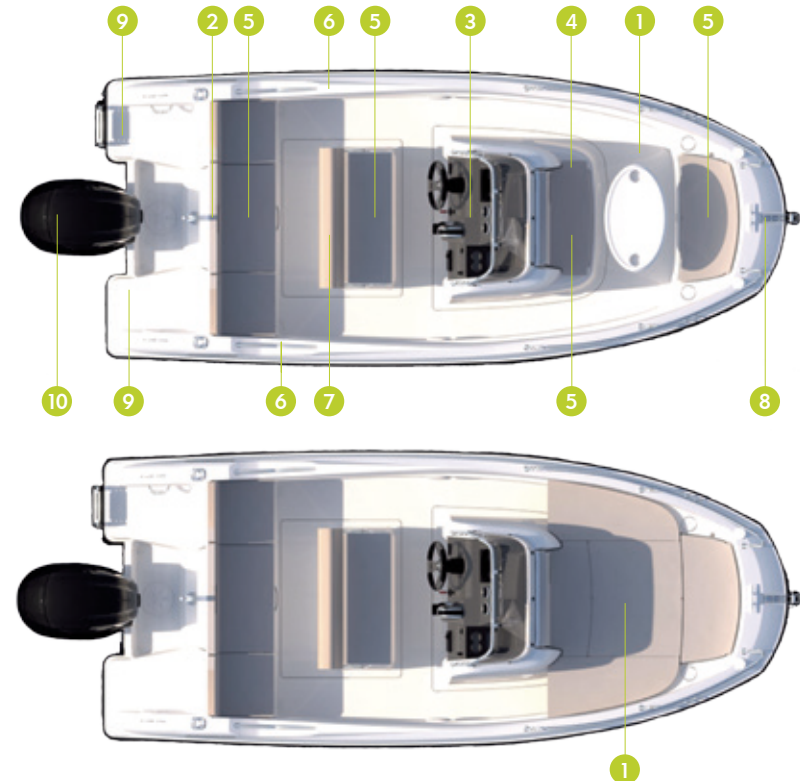
Versatile bow area convertible to quick sun lounge. The sun lounge deployment within seconds and without the use of complicated extensions



Optimized use of cockpit space thanks to the reclining aft seat that ensures maximum cockpit space while keeping it possible to tilt the engine entirely. Bi-directional helm seating for boat driving and socializing

MODEL FEATURES

1. Versatile bow area convertible to dining, quick sun lounge and extended sun lounge option. The sun lounge deployment within seconds and without the use of complicated extensions
2. Optimized use of cockpit space thanks to the reclining aft seat that ensures maximum cockpit space while keeping it possible to tilt the engine entirely
3. Stylish and ergonomic bicolor helm with integrated cup holders, storage tray and mounting space for optional 7" GPS/Chart Plotter
4. Dedicated console storage with premium finish for exterior table and cushions
5. Plenty of storage capacity throughout the boat
6. Secure feeling for adults and children with high freeboard and ease of circulation aboard
7. Bi-directional helm seating for boat driving and socializing
8. Easy access from bow
9. Integrated double swim platform
10. Engine configuration up to max 100 hp.



ACTIV 455 OPEN

THE ADVENTURE STARTS HERE.

The Activ 455 Open combines all the ingredients for safe cruising in an ultra-modern, versatile and ergonomic package. Step aboard with family and friends and cast off for a smooth and relaxing ride.



Length Overall (M)	4,54
Beam Maximum (M)	1,85
Height - Without Canvas (M)	1,61
Dry Weight (Kg)	401
Fuel Capacity (L)	25
CE Design Category	C
Maximum Number of People	5
Maximum Power (HP/kW)	60/44,1

SAFETY

The Activ 455 Open's ultra-modern hull, deep cockpit and unsinkable design make coastal cruising a breeze and guarantee safety for both adults and children. The boat is packed with intelligent design features – such as anti-slip flooring and easy-grip railing – to ensure the safest possible ride. Easy and secure access to the boat is ensured through the convenient swim platforms that serve as step into the boat. The Activ 455 Open can be motorized with up to 60 horse power. The responsive controls and easy-to-read instrumentation, on the other hand, turn navigation into child's play. And with an extra-large windscreen, you and your passengers can enjoy the best weather protection.

COMFORT

Despite its compact size, the interior feels spacious and is easy to move around, even when at speed. The cushions have a modern design and are made of enjoyable fabrics. Their practical shape makes it easy to store them onboard.

Outside the water the Activ 455 Open requires very little maintenance. It is as easy to perform as 1, 2, 3, thanks to the use of quality materials and fabric. Its light design and secure hooks make transportation almost as easy out of the water as in.

VERSATILITY

There are dozens of ways to enjoy the water – from cruising and bathing to fishing, recreation and transportation – and the Activ 455 Open is equipped for each and every one of them. Its versatile interior, easy access, large bathing platform and comfortable seating for up to 5 people make it the ideal companion to delight your passengers, whatever their fancy.

STORAGE

The Activ 455 Open offers ingenious storage solutions by offering two separate storage areas in the boat and an additional lockable storage below the aft bench.




ACTIV 455 OPEN



Depth of the cockpit guarantee security for kids and adults when seating or moving around the boat

Convertible sundeck area



Convertible sundeck area



Swim Ladder & Swim Platform



Two storage spaces in the bow and one below the aft bench that can be securely locked up



Anchor storage

6 & 12



Clearly defined step-out area to access land/boat
Two storage spaces in the bow and one below the aft bench that can be securely locked up

7 & 8



Dashboard and storage tray
Optional electronics & Stereo

10



Supportive rails for safety and facilitate movement

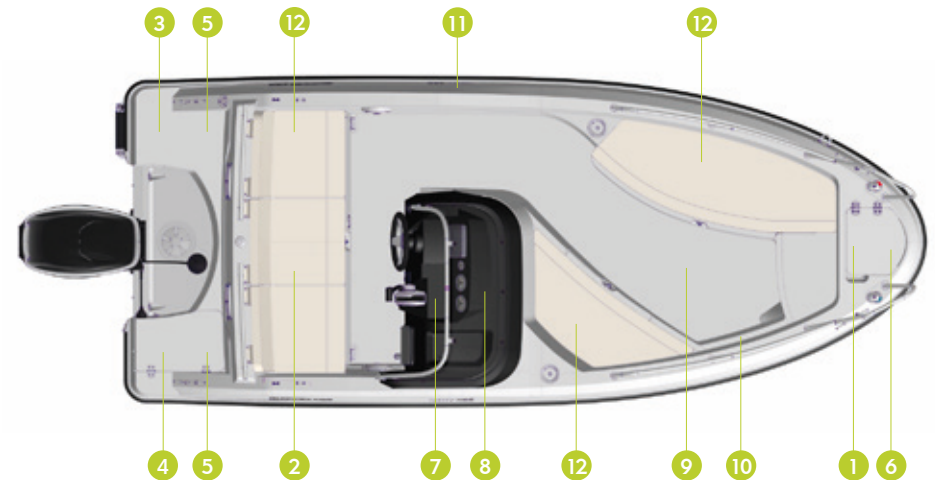
7 & 8



Dashboard and storage tray
Optional electronics & Stereo

MODEL FEATURES

1. Anchor storage
2. Fuel tank
3. Swim Ladder
4. Storage Below Swim Platform
5. Double swim platforms
6. Clearly defined step-out area to access land/boat
7. Dashboard and storage tray
8. Optional electronics & Stereo
9. Convertible sundeck area
10. Supportive rails for safety and facilitate movement
11. Depth of the cockpit guarantee security for kids and adults when seating or moving around the boat
12. Two storage spaces in the bow and one below the aft bench that can be securely locked up



SPECIFICATIONS & PACKS



MERCURY THE POWER TO ESCAPE

Choose among our vast range of robust and powerful Mercury outboard engines, the most appreciated of all time. You'll have the very best and most up-to-the-minute engine power to take your boat out to enjoy the delights of the water.

Moreover, you will benefit from a national and international network of dealers for service. Additionally, a five-year warranty programme is applicable for all eligible Mercury outboard engines*. The programme will be offered to owners of new Mercury outboard engines**. The warranty applies to Mercury Verado®

and FourStroke engines purchased in Europe, the Middle East, Africa and the CIS region.

The five years of comprehensive factory-backed coverage includes labour for failures caused by defects in material or workmanship. What's more, the new warranty is transferable if the engine is sold within the five-year period. The warranty applies to recreational use only.

* Conditions and exclusions apply.

** Provided that all extended warranty conditions are met.

MERCURY ENGINE OPTION	805 OPEN	805 PRO FISH	755 OPEN	675 OPEN	605 OPEN	555 OPEN	505 OPEN	455 OPEN
Mercury F40								x
Mercury F50							x	x
Mercury F60 / F60 CT							x	x
Mercury F80						x	x	
Mercury F100 / F100 CT						x	x	
Mercury F115 / F115 CT					x	x		
Mercury F150			x	x	x			
Mercury 175 Verado	x	x	x	x				
Mercury 200 Verado	x	x	x	x				
Mercury 225 Verado	x	x	x					
Mercury 250 Verado	x	x	x					
Mercury 300 Verado	x	x	x					
Mercury 350 Verado	x	x						
Mercury 400R Verado	x	x						
2x Mercury F150	x	x						
2x Mercury 175 Verado	x	x						
2x Mercury 200 Verado	x	x						

MODEL SPECIFICATIONS

MODEL SPECIFICATIONS	805 OPEN	805 PRO FISH	755 OPEN	675 OPEN	605 OPEN	555 OPEN	505 OPEN	455 OPEN
Length Overall (M)	7,88	7,88	7,23	6,74	6,12	5,47	5,07	4,54
Length of Hull (M)	7,63	7,63	6,95	6,45	5,75	5,29	4,81	4,44
Beam Maximum (M)	2,55	2,55	2,55	2,55	2,40	2,29	2,12	1,85
Height - Without Canvas (M)	2,66	2,66	2,19	2,10	2,00	1,83	1,77	1,61
Dry Weight (Kg)	1684	1653	1389	1084	904	722	582	401
Draft Hull (M)	0,51	0,49	0,48	0,41	0,38	0,36	0,37	0,36
Fuel Capacity (L)	280	280	280	200	160	110	90	25
CE Design Category	C	C	C	C	C	C	C	C
Maximum Number of People	9	9	8	8	7	6	5	5
Maximum Power (HP)	400	400	300	200	150	115	100	60
Maximum Power (kW)	294	294	221	147	110	84,6	73,6	44,1
Water Capacity (L)	80	80	80	45	45			
OB Shaft Length	XL	XL	XL	XL	XL	L	L	L



PACKS AND EDITIONS

PACKS AND EDITIONS	805 OPEN	805 PRO FISH	755 OPEN	675 OPEN	605 OPEN	555 OPEN	505 OPEN
SMART EDITION	x	x	x	x	x	x	x
Cockpit Comfort Pack	x	x					
Fish Pack		x					
Electronic Pack	x	x					
Bimini			x	x	x	x	x
Stereo Fusion with speakers			x	x	x	x	
Bow Table			x		x	x	x
Convertible bow sun lounge			x	x	x	x	x
Cockpit Cushions							x
Upgraded fiberglass cockpit table			x	x			
Cockpit Shower				x	x		
Berth Cushions/Filler			x				
Ski Pole				x	x	x	x
Bow Electrical Windlass			x	x			
Motorwell Bridge			x				

FISH PACK							
Fishing Station Refrigerator		x					
Fish Station Upgrade (extra rodholder, raw water wash down, live well system)		x					
Fish Locker With Pumpout		x					

COCKPIT COMFORT PACK							
Port Flip Down Seat	x	x					
Starboard Flip Down Seat	x	x					
Cockpit Table	x						
Cockpit Sunlounge	x						
Refrigerator	x						
Stove LPG	x						
Bow cushions		x					
Bow Table		x					
Convertible bow sun lounge	x	x					

ELECTRONICS PACK							
Simrad GPS/Chart Plotter 9"	x	x					
Stereo Fusion with 4 speakers	x	x					



SPECIFICATIONS & PACKS

EQUIPMENTS

HULL & DECK	805 OPEN	805 PRO FISH	755 OPEN	675 OPEN	605 OPEN	555 OPEN	505 OPEN	455 OPEN
Bow Roller	v	v	v	v	v	v	v	
Swim Ladder	v	v	v	v	v	v	v	v
Navigation Lights	v	v	v	v	v	v	v	v
Forward line/anchor Locker	v	v	v	v	v	v	v	v
Self Bailing Cockpit	v	v	v	v	v	v	v	v
Rod holders	v	v	v	v	v	v	v	
T-Top with Rod Holders	o	o						
Ski Pole	o	o	o	o/ED	o/ED	o/ED	o/ED	
Swim Platform	v	v	v	v	v	v	v	
Swim Platform Extension	o	o	o					
Real teak Flooring	o							
Hull Color	o	o	o	o	o	o	o	o
LED Courtesy lights	v	v	v					
Motorwell Bridge	v	v	ED					

HELM	805 OPEN	805 PRO FISH	755 OPEN	675 OPEN	605 OPEN	555 OPEN	505 OPEN	455 OPEN
Analog Speedometer/Tachometer						v	v	v
SmartCraft Speedometer/Tachometer	v	v	v	v	v	o	o	
Fuel Gauge						v	v	
Trim Gauge						v	v	v
Adjustable Steering Position	v	v	v					
Vessel View	o	o	o					
12v electrical socket	v	v	v	v	v	v	v	v
Stereo Fusion with 2 speakers				o/ED	o/ED	o/ED	o	o
Stereo Fusion with 4 speakers	Elec/Ed	Elec	o/ED					
Simrad GPS/Chart Plotter 7" NSS evo 2			o	o	o	o	o	o
Simrad GPS/Chart Plotter 9" NSS evo 2	Elec	Elec						

COCKPIT	805 OPEN	805 PRO FISH	755 OPEN	675 OPEN	605 OPEN	555 OPEN	505 OPEN	455 OPEN
Pilot Seat with Flip Bolster and Swivel		v	v	v	v	v		
Helm Bench Seat							v	
Co-pilot Seat		v	v	v	v	v		
Leaning post	v	o	o ¹					
Cockpit Sunlounge	Cockpit/ED							
Aft Bench Seat	v		v	v	v	v	v	v
Cockpit Cushions	v		v	v	v	v	o/ED	v
Cockpit Table	Cockpit/ED		v ²	v ³				
Cockpit Shower	v	v	o	o/ED	o/ED			
Starboard Flip Seat	Cockpit/ED	Cockpit/ED	o					
Port Flip Seat		Cockpit/ED	o					
Fish Locker With Pumpout		Fish/ED						
Fish Station Upgrade		Fish/ED						

BOW	805 OPEN	805 PRO FISH	755 OPEN	675 OPEN	605 OPEN	555 OPEN	505 OPEN	455 OPEN
Convertible bow sun lounge	Cockpit/Ed	Cockpit/Ed	o/ED	o/ED	o/ED	o/ED	o/ED	o
Bow sunlounge side extension				o	o	o	o	
Bow cushions	v	Cockpit/ED	v	o/ED	o/ED	o/ED	o/ED	o
Bow Table	v	Cockpit/ED	o/ED	o	o/ED	o/ED	o/ED	

CABIN	805 OPEN	805 PRO FISH	755 OPEN	675 OPEN	605 OPEN	555 OPEN	505 OPEN	455 OPEN
Berths	2	2	1	1				
Berth Cushions/Filler	v	v	ED	v				
Sea Toilet	o	o	o					
Cabin Lights	v	v	v					
Opening Portlights	v	v	v					

GALLEY	805 OPEN	805 PRO FISH	755 OPEN	675 OPEN	605 OPEN	555 OPEN	505 OPEN	455 OPEN
Sink with Tap	v	v	o					
Stove LPG	Cockpit/ED		o					
12v Cool Box	v	v						
Refrigerator	Cockpit/ED	Fish/ED	o					

EQUIPMENT	805 OPEN	805 PRO FISH	755 OPEN	675 OPEN	605 OPEN	555 OPEN	505 OPEN	455 OPEN
Shore Power	o	o						
Grey Water System	o	o	o					
Single Battery System			v	v	v	v	v	v
Dual Battery System	v	v						
Bow Thruster	o	o						
Bow Electrical Windlass	o	o	o/ED	o/ED	o			
Hydraulic Steering	v	v	v	v	v	v	o	
Motor Bracket	o	o	o	o	o	o	o	
Electric Trim Tabs	o	o	o					
Electric Bilge Pump	v	v	v	v	v	v	v	v
OB Pre-Rigging	v	v	v	v	v	v	v	v

COVER & CANVAS	805 OPEN	805 PRO FISH	755 OPEN	675 OPEN	605 OPEN	555 OPEN	505 OPEN	455 OPEN
Mooring Cover								o
Transport Cover			o	o	o	o	o	
Console & bolster seats cover			o	o	o	o	o	
Console & leaning post cover			o					
Forward Sun Awning			o					
Bimini	o	o	o/ED	o/ED	o/ED	o/ED	o/ED	o
Bimini with Enclosed Canvas	o		o					
Seat Cover		A	A	A	A	A	A	
Console Cover			A	A	A	A	A	A
Leaning Post Cover			A					

PACKS	805 OPEN	805 PRO FISH	755 OPEN	675 OPEN	605 OPEN	555 OPEN	505 OPEN	455 OPEN
SMART Edition	o	o	o	o	o	o	o	
Fish Pack		o						
Cockpit Comfort Pack	o	o						
Electronic Pack	o	o						

1 With or without galley (sink/stove/fridge/shower)

2 Plastic Table Standard, Upgraded fiberglass table part of SMART Pack

3 Plastic Table Standard, Upgraded fiberglass table part of SMART Pack or stand alone option

v = Standard o = Optional A = Accessory ED = Part of Smart Edition

Cockpit = Part of Cockpit Comfort Pack Fish = Part of Fish Pack

Elec = Part of Electronic Pack

As a company committed to continuous product improvement specifications are subject to change.



QUICKSILVER®

Explore our dealer network at
www.quicksilver-boats.com



BRUNSWICK MARINE in EMEA
ISO 9001 - 2008 CERTIFIED

The quality system of
Brunswick Marine in EMEA
is ISO 9001:2008 certified.

© 2017 Brunswick Marine in EMEA. All Rights Reserved.

Brunswick Marine in EMEA continuously explores means to improve the products it designs, manufactures and distributes. Every effort is made to produce sales and service literature which is current. Changes to specifications of engines, boats and accessories are ongoing. This brochure should not be regarded as a precise guide to the latest specifications. This brochure is also not an offer for sales of any particular engine, boat or accessory. Distributors and dealers are not agents of Brunswick Marine in EMEA or one of its affiliates and they have no authority to bind Brunswick Marine in EMEA by any express undertaking or representation, including but not limited to representations of product, sales, applications or service nature. Not all products are available in all countries and some are available only in limited quantities. Some products shown in this catalogue are equipped with optional accessories. Please see your local dealer.

www.quicksilver-boats.com