

QUICKSILVER®
ACTIV



Life is now



Welcome to the new Quicksilver Activ range. A redefined range of boats for families, friends and couples that gives you the freedom of the water, the freedom of fun and the freedom to be spontaneous. An impressive series of 15 boats that ranges from the perfectly compact Activ 430 Cabin to the Activ 675 Sundeck promising real fun on the water. A series that now includes the five impressive new models featured exclusively in this brochure. Models such as the Activ 505 Open offering exceptional styling and value, to the sporty and spacious Activ 705 Cruiser.

Boats that let you actively seek out life rather than let it just happen. To enjoy it to the full, carefree and worry-free. Boats with flowing, dynamic lines that inspire you to get out there. Because life is more fun when you remove the obstacles. It's for living. It's for remembering. It's a journey. Life is not tomorrow. Life is now.

Time to get Activ.

QUICKSILVER®





Free thinking

The moment you look at a Quicksilver Activ you know that it's designed for pure fun.

It's about fluid yet solid forms with soft lines and sharp, cut-through shapes creating a dynamic, sporty tension that says it's playtime. Purposeful designs still true to the essence and character of the original sketches; that spontaneous spark of inspiration. Creativity founded on experience, considered development and insight gained through solid research into the needs and desires of boat users resulting in a range of boats that offers you true freedom with the reassurance of structural and engineering integrity. Everything underpinned by safety, comfort and versatility. So you can fish, water ski, or just soak up the sun with complete peace of mind. And with ease.

This is Quicksilver Activ. Built on understanding. Shaped by you. Created for escape.

"I'm lucky that I've always been brought up around water and water sports. I've taught everything from windsurfing to sailing to water skiing...and every summer my family boats in the Med in a sports boat. This personal experience added to my experience in boat design has helped myself and the team create the perfect range of boats for fun on water."

Carsten Astheimer,
Quicksilver Design Director






The Quicksilver Activ range has always perfectly blended fun and style with practicality and safety.

The evolving direction of the Quicksilver Activ range now builds on this strength with collaborations between highly experienced designers, engineers and naval architects from the Brunswick Group, a leading force in the boating world. A strong partnership that has led to an even greater line-up of fun boats with true integrity and depth.

Quicksilver Activ promises a world of style and innovative use of space made possible by the best in class length to beam ratio which also increases stability. A confidence further heightened by the deep V hull design creating a form that cuts through water efficiently and comfortably. A direct result of one of the most experienced naval architects in the industry being part of the team behind Quicksilver Activ.

So as you can see, we take fun very seriously. Welcome to style and substance.





CONTENTS

ACTIV 675 OPEN	10 - 13
NEW ACTIV 605 OPEN	14 - 17
ACTIV 555 OPEN	18 - 19
NEW ACTIV 505 OPEN	20 - 21
ACTIV 675 SUNDECK	22 - 25
NEW ACTIV 605 SUNDECK	26 - 29
NEW ACTIV 705 CRUISER	30 - 31
NEW ACTIV 645 CABIN	32 - 35
ACTIV 640 CABIN	36 - 39
ACTIV 540 CABIN	40 - 41
ACTIV 510 CABIN	42 - 43
ACTIV 470 CABIN	44 - 45
ACTIV 430 CABIN	46 - 47
ACTIV 700 CRUISER	48 - 49
WEEKEND 640	50 - 51



ACTIV 675 OPEN



Freedom to play

Open up to a world of escape and fun. With clever use of space and a well thought out layout plus on-board comfort surrounding you, this is a boat that switches from water sports to cruising to relaxing with ease so that you can truly enjoy all the freedom of being on the water. And you can do it with even more style on board with the striking Sport edition.



Voted European Powerboat of the year, excelling in innovative design, intelligent use of space, safety and value.



Safety

The wide and open design of the bow adds to the excellent walk-around space on the boat making getting around safe and easy. High-level free boards, firm handrails and the inherent structural integrity of the design add to your feeling of confidence.

Comfort

The generous and comfortable seating up front quickly folds over to connect with the seating in front of the cockpit to create a sun pad for a little sun worship. Deep seats and well-padded cushions at the stern complete the picture. And high performance vinyl with a tactile, natural feel adds style and comfort.

Versatility

Access to the boat is quick, simple and safe with the hinged rear port seat that rotates forward. While getting into the water is equally easy with twin rear bathing platforms. Or if you want an exhilarating blast on the water there's a removable ski pole as standard. While the open design of the bow is perfect for a spot of fishing. So whatever you want to do, it's simple.

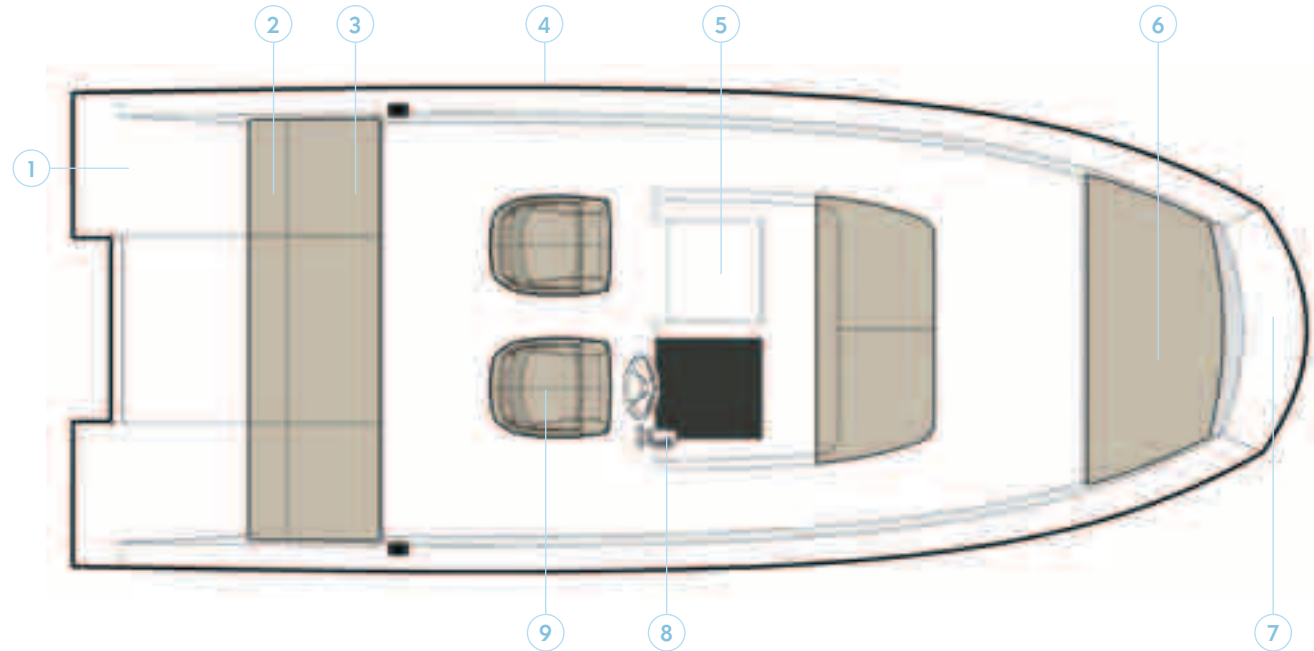


Storage

There's a place for everything on board. From a well placed anchor locker to ample dry storage below deck and a rear seat that lifts up to provide a perfect place for essential items like lifejackets and storage beneath the front seat for fenders and ropes. Right through to the helm with holders for everything from drinks to sunglasses, phones and sun cream.

Sport edition

Black and white hull design with electric blue accent line, cockpit shower, stereo with two speakers and an upgraded table.

ACTIV 675 OPEN



Model features

1. Easy access in and out of the water thanks to a large swimming platform, well located hand rails and a robust ladder
2. Unobstructed access to the cockpit from the swimming platform thanks to the pivoting backrest
3. Comfortable seating with storage
4. High freeboard for childrens' safety
5. Central console to ease circulation on board
6. Easy convertible seating area to sun pad
7. Optional electric windlass to ease anchoring
8. Room to add GPS and electronics
9. Pilot and co-pilot seats with flip bolster and swivel to ensure driving comfort

Model specification

Length Overall (M)	6.74	Fuel Capacity (L)	135
Beam Maximum (M)	2.55	CE Design Category	C
Height - Without Canvas (M)	2.09	Maximum Number of People	8
Dry Weight (Kg)	1205	Maximum Power (HP / KW)	200 / 147

As a company committed to continuous product improvement specifications are subject to change.



ACTIV 605 OPEN



Fun packed

Pleasure seekers won't hesitate to take to the water in the Activ 605 Open. Opportunities to have fun abound and it's the ideal choice for light fishing, water sports or simply soaking up the sun. It also comes with some of the award-winning features of the Activ 675 Open, Powerboat of the Year 2011, such as easy sun lounge conversion and intelligent use of space. It's no surprise the Activ 605 Open makes best in category for storage capacities, largest carrying capacity and best access from water to cockpit.

The striking Sport Edition offers a splash of colour with a black and white hull design with electric blue accent line. For added enjoyment it comes with cockpit shower and stereo with two speakers.



Safety

The Activ 605 Open can carry up to seven passengers and takes extra care of all of them with touches such as non-skid surfaces and a high freeboard. There's easy access in and out of the water with a walk-through transom, strategically placed handrails and ladder. And unobstructed access from the large swimming platform to the cockpit thanks to the pivoting backrest.

Comfort

Take life easy wherever you are on board. Comfortable seats and an ample sun lounge give passengers room to relax. While driving comfort is guaranteed through an easy to use helm design along with pilot and co-pilot seats featuring flip bolster and swivel.

Versatility

It's a boat that is fully equipped for fun in the sun. Ski pole and integrated rod holders come as standard to make fishing and water sports easy. While relaxing comes effortlessly as the cockpit converts quickly into a dining area or sun lounge.

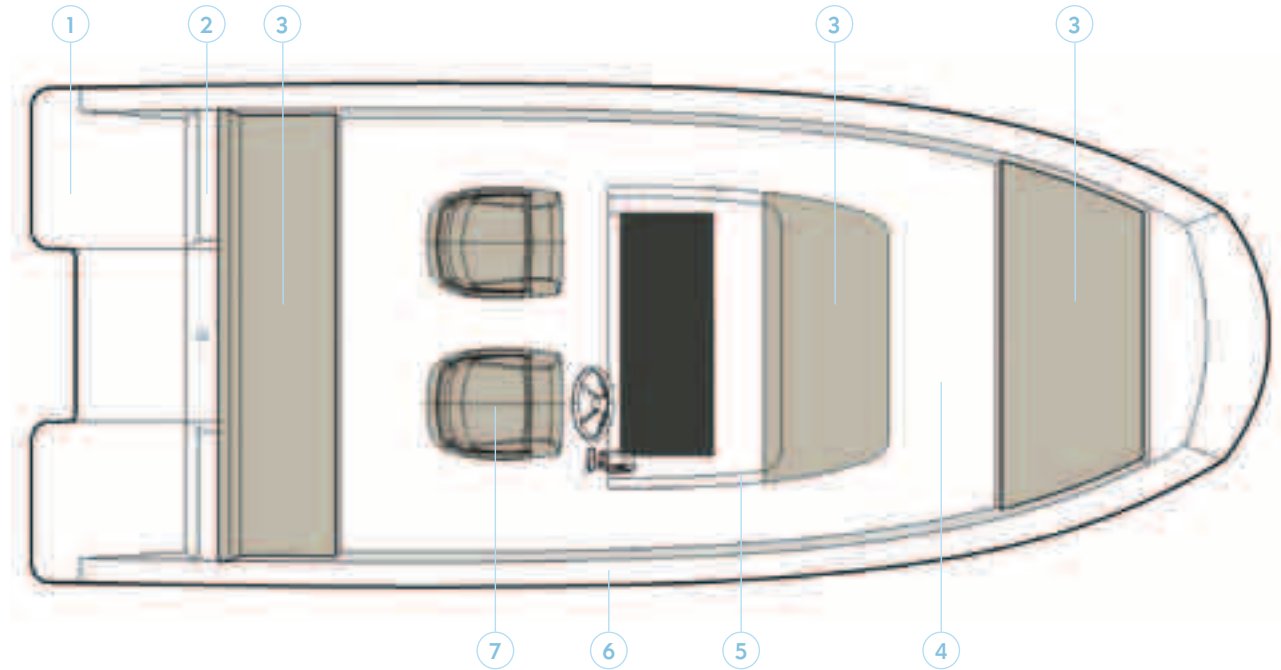
Storage

There is ample storage capacity for removable items such as table, cushions and sun lounger, while the stowage under the aft seating is ideal for putting away water sport equipment.

Sport edition

Black and white hull design with electric blue accent line, cockpit shower and stereo with two speakers.

ACTIV 605 OPEN



Model features

1. Easy and safe access in and out of the water provided by the large swimming platform
2. Unobstructed access from the swimming platform to the cockpit thanks to the pivoting backrest
3. Best storage capabilities in its category
4. Best and easiest sun lounge conversion
5. Easy circulation around the central console
6. High freeboard for child safety
7. Pilot and co-pilot seats with flip bolster and swivel to ensure driving comfort

Model specification

Length Overall (M)	6.12	Fuel Capacity (L)	110
Beam Maximum (M)	2.40	CE Design Category	C
Height - Without Canvas (M)	2.05	Maximum Number of People	7
Dry Weight (Kg)	950	Maximum Power (HP / KW)	150 / 110

As a company committed to continuous product improvement specifications are subject to change.



Make the sea your playground

On the Activ 555 Open you can enjoy all the fun and freedom of being on the water with complete ease knowing that this is a versatile, solidly designed boat with plenty of walk-around space and safety features making it perfect when children are on board. From relaxing in the sun to catching fish, everything's simple.

Safety

The excellent walk-around space on the boat is added to by the wide and open design of the bow. And with firm handrails reassuringly next to all seating areas, as well as high-level free boards, you can relax even more.

Comfort

The design of the bow means that there's plenty of space up front with the bonus of generously deep and wide seating up front. The seats at the stern are equally comfortable with well-padded cushions. All complemented by high performance vinyl that adds style and a tactile, natural feel.

Versatility

The low step-over height of the seats at the stern makes access to the boat safe and easy. But if you want to jump into the water for a swim there are twin rear bathing platforms to help you on your way. And with a fixed ski hook or an optional ski pole, you're ready for a burst of water sports. In fact, whatever you want to do this really versatile all rounder makes it effortless.

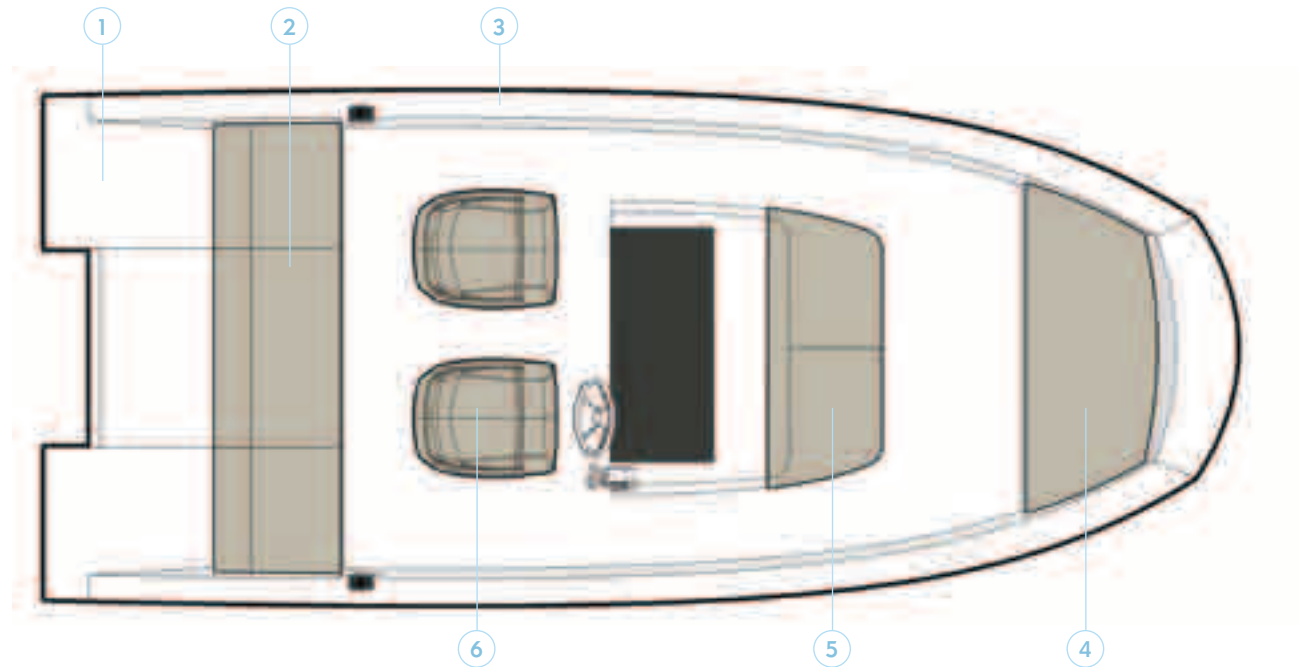
Storage

From the convenience of holders on the helm for smaller items like drinks and sunglasses through to storage below deck for larger items like fishing rods and skis through to storage beneath the front and rear seating for items such as ropes and life jackets, everything fits away perfectly.

Sport edition

Black and white hull design with electric blue accent line and ski pole.

ACTIV 555 OPEN



Model features

1. Easy and safe access in and out of the water thanks to the large swimming platform
2. Comfortable seating with storage underneath
3. High freeboard for children's safety
4. Easy access to the large storage under the central console
5. Easy conversion of the seating into a sunlounge
6. Pilot and co-pilot seats with flip bolster and swivel to ensure driving comfort

Model specification

Length Overall (M)	5.55	Fuel Capacity (L)	90
Beam Maximum (M)	2.29	CE Design Category	C
Height - Without Canvas (M)	1.90	Maximum Number of People	6
Dry Weight (Kg)	745	Maximum Power (HP / KW)	100 / 73.6

As a company committed to continuous product improvement specifications are subject to change.



Made for life

The Activ 505 Open combines form and function in equal measures. Sporty styling, outstanding features and great value set it apart. And from the largest swimming platform to the best console storage, it repeatedly scores best in category. Make the most of the integrated rod holders with some light fishing, have fun on the water thanks to the optional ski pole or just convert the cockpit and relax in the sun lounge. And we've taken your concerns on-board with a high freeboard for increased child safety. The optional comfort pack adds more fun to every voyage with a cockpit table along with sun lounge and cockpit cushions.

Safety

The Activ 505 Open takes good care of everyone on-board. Getting in and out of the water is easy with strategically placed handrails and ladder, while the large swimming platform gives good access to the cockpit. High freeboard and a non-skid surface provide added peace of mind, especially with children on-board.

Comfort

There's a high level of comfort for driver and passengers alike. The easy to use helm design makes driving a pleasure, whether standing or seated. And with the optional comfort pack, life on-board is equally relaxing with comfortable seats and a sun lounge to soak up the rays.

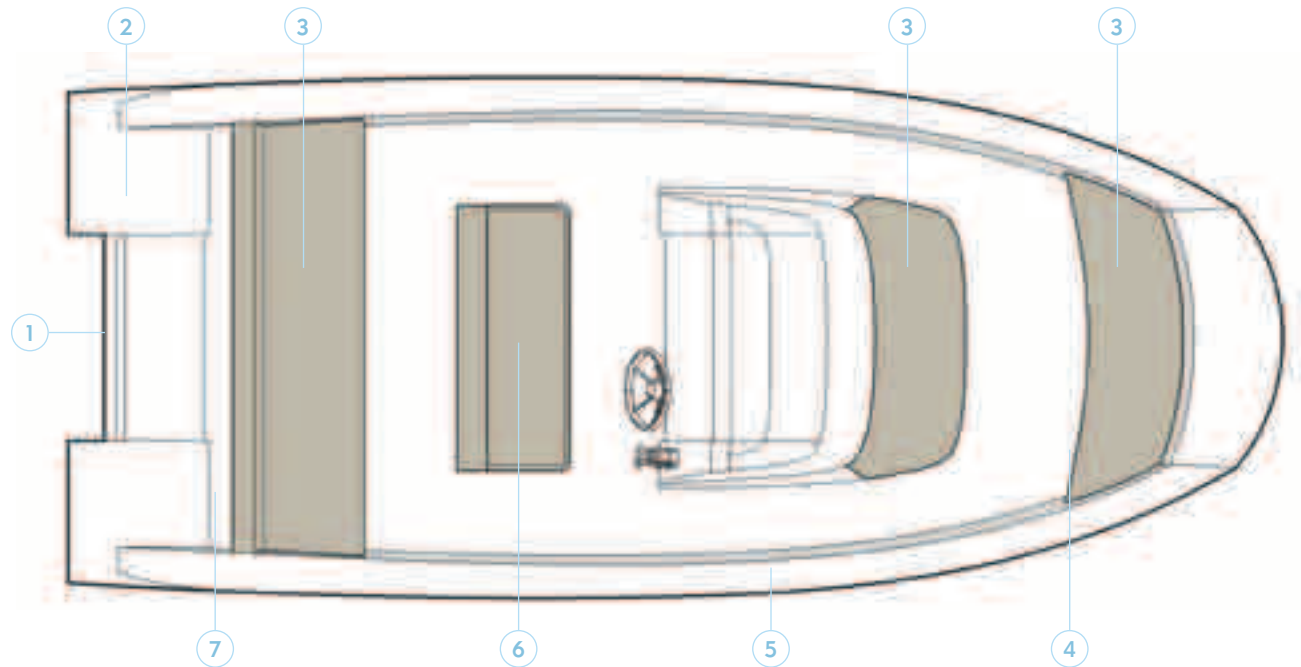
Versatility

The Activ 505 Open allows you to do whatever you want. Whether that's enjoying water sports with the easy to install optional ski pole, fishing using the integrated rod holders, or simply laying back and enjoying the sun. When it comes to flexibility, the cockpit converts into dining area or sun lounge.

Storage

Ample storage space makes for easy stowage in the aft, bow and very large capacity central console. There is also dedicated storage for the cockpit table.

ACTIV 505 OPEN



Model features

1. Engine tilt capabilities
2. Largest swimming platform in its category
3. Best storage solution
4. Seating area converts into sun lounge
5. High freeboard for child safety
6. Best helm seating and ergonomics in its category
7. Easy installation of the optional ski pole

Model specification

Length Overall (M)	5.07	Fuel Capacity (L)	50
Beam Maximum (M)	2.12	CE Design Category	C
Height - Without Canvas (M)	1.82	Maximum Number of People	5
Dry Weight (Kg)	720	Maximum Power (HP / KW)	60 / 44.1

As a company committed to continuous product improvement specifications are subject to change.



ACTIV 675 SUNDECK



Chase the sun

This is a boat created for really enjoying fun on the water. From the generous sundeck for stretching out in comfort and soaking up the rays. Through to the striking appearance of the Sport edition with its black and white hull design and electric blue accent line emphasising its elegant but lean form, cockpit table, radio and cockpit shower – all as part of the package. Get out there and play.





Safety

Although the focus is on fun and relaxing, close attention has been paid to your peace of mind. Structural integrity, robust handrails carefully placed by all seating areas, high-level free boards and easy walk-around mean that the whole experience is created with safety in mind.

Comfort

The sundeck is the best in its class at 2m long. Deep seats and comfortable cushions with high performance vinyl with a tactile, natural feel bring extra comfort. While below deck there are even berths for two people to really unwind.

Versatility

The spontaneous and sporty feel of the Activ 675 Sundeck is firmly backed up by plenty of practicality to make life easy. Access to the boat is quick, simple and safe with the hinged rear port seat that rotates forward. When you want to get into the water twin rear bathing platforms make making a splash equally easy. And with a removable ski pole as standard even having fun on the water is quick.

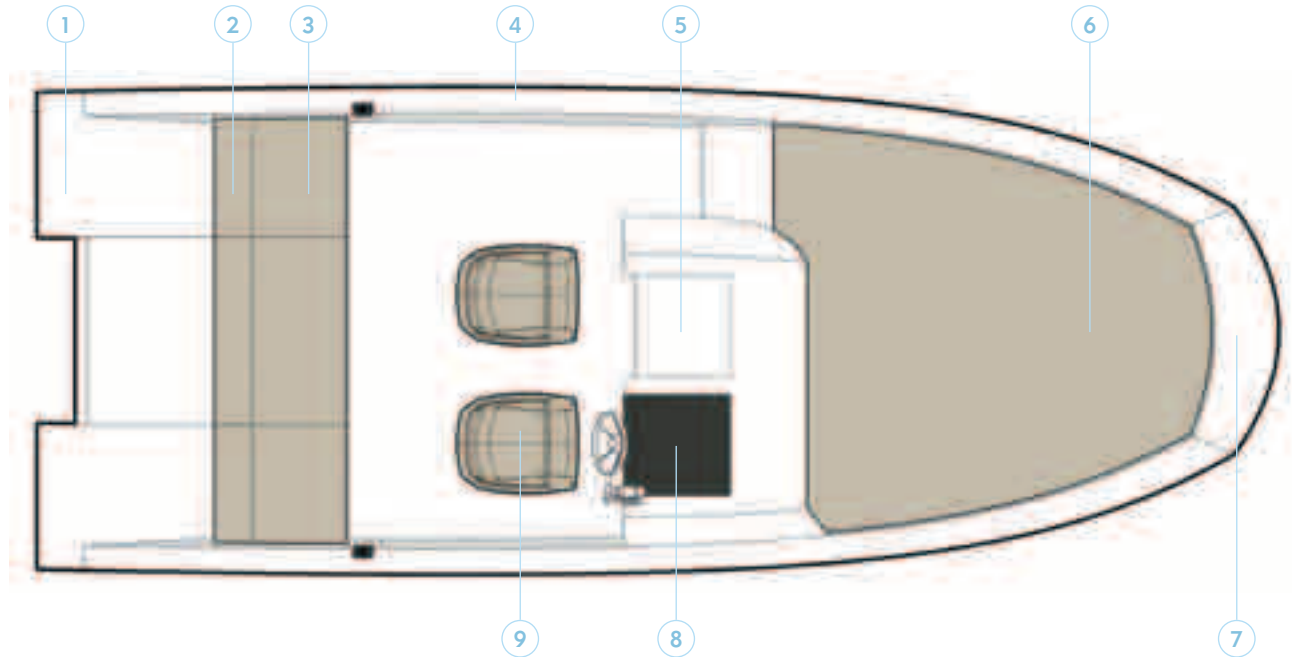
Storage

A well placed anchor locker, ample dry storage below deck for everything from towels and clothes to more bulky items like skis and fishing rods, a rear seat that lifts up to provide a perfect place for items such as lifejackets and flippers. Everything thought through. Everything in its place.

Sport edition

Black and white hull design with electric blue accent line, cockpit shower, stereo with two speakers and an upgraded table.

ACTIV 675 SUNDECK



Model features

1. Easy access in and out of the water thanks to a large swimming platform, well located hand rails and a robust ladder
2. Unobstructed access to the cockpit from the swimming platform thanks to the pivoting backrest
3. Comfortable seating with storage
4. High freeboard for childrens' safety
5. Cabin with double berth
6. Largest sun deck in its category
7. Optional electric windlass to ease anchoring
8. Room to add GPS and electronics
9. Pilot and co-pilot seats with flip bolster and swivel to ensure driving comfort

Model specification

Length Overall (M)	6.74	Fuel Capacity (L)	135
Beam Maximum (M)	2.55	CE Design Category	C
Height - Without Canvas (M)	2.15	Maximum Number of People	8
Dry Weight (Kg)	1285	Maximum Power (HP / KW)	200 / 147

As a company committed to continuous product improvement specifications are subject to change.



ACTIV 605 SUNDECK



Sun in style

The Activ 605 Sundeck easily lives up to its name. Take to the water for unadulterated fun in the sun for up to seven people. It strikes the perfect balance between sun lounge size and cabin comfort with spacious sundeck and a good cabin height. Unobstructed access from the ample swimming platform via the pivoting backrest gives it best in category for access from water to cockpit.

The striking Sport Edition offers a splash of colour with a black and white hull design with electric blue accent line. For added enjoyment it comes with cockpit shower and stereo with two speakers.





Safety

With the pivoting backrest open you can walk straight from the large bathing platform to the cockpit. Easy access is also facilitated via the walk-through transom, intelligently placed handrails and ladder. High freeboard and non-skid surfaces add extra protection for all those on board.

Comfort

There are some very good reasons why the Activ 605 Sundeck achieved best sun lounge in its category. Not least the comfortable seats and ample space, converting easily into dining areas. Whilst driving is a pleasure either standing or seated thanks to the easy to use helm design and flip bolster and swivel of the pilot seats.

Versatility

Whether simply cruising or enjoying some water sport, flexibility is the name of the game with the Activ 605 Sundeck. Offering the best combination between sun lounge size and cabin comfort, and comfortably accommodating up to seven people, entertaining friends is guaranteed fun.

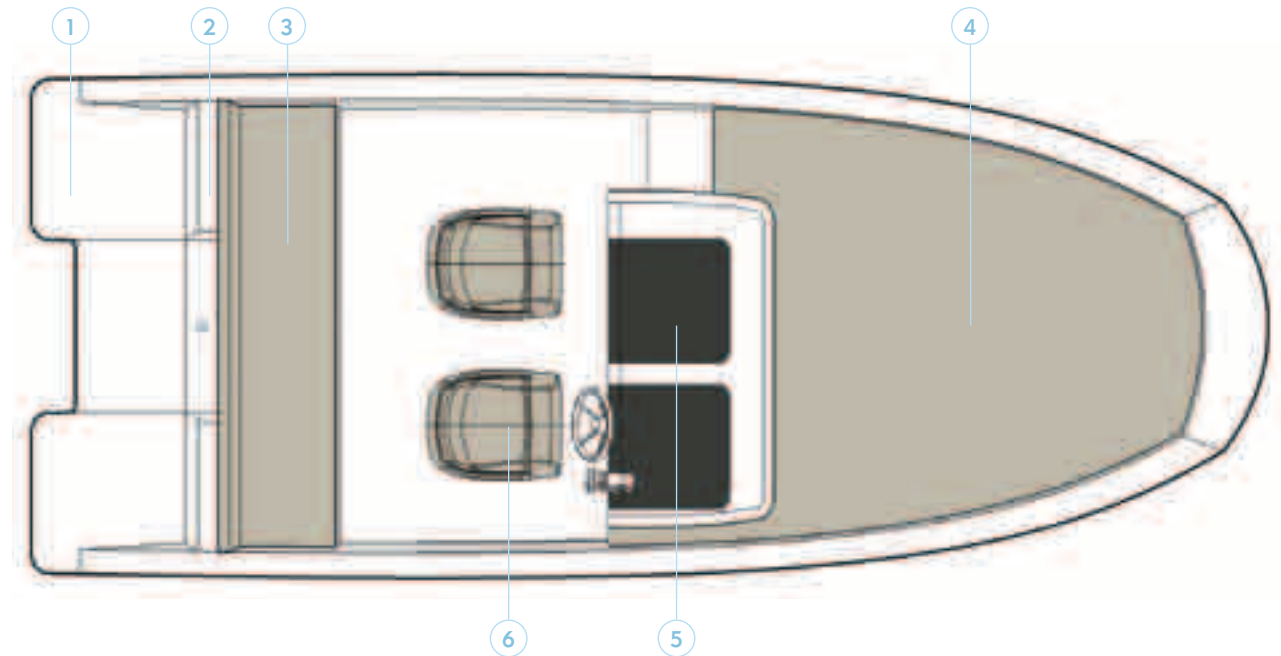
Storage

There's storage capacity for water sport equipment under the aft seating. Generous storage is also available in the cabin as well as dedicated storage for the cockpit table.

Sport edition

Black and white hull design with electric blue accent line, cockpit shower and stereo with two speakers.

ACTIV 605 SUNDECK



Model features

- | | |
|---|--|
| <ul style="list-style-type: none"> 1. Easy and safe access in and out of the water provided by the large swimming platform 2. Unobstructed access from the swimming platform to the cockpit thanks to the pivoting backrest 3. Comfortable seating with storage underneath | <ul style="list-style-type: none"> 4. Best combination of sun lounge and cabin in its category 5. Best access to cabin 6. Pilot and co-pilot seats with flip bolster and swivel to ensure driving comfort |
|---|--|

Model specification

Length Overall (M)	6.12	Fuel Capacity (L)	110
Beam Maximum (M)	2.40	CE Design Category	C
Height - Without Canvas (M)	2.03	Maximum Number of People	7
Dry Weight (Kg)	1045	Maximum Power (HP / KW)	150 / 110

As a company committed to continuous product improvement specifications are subject to change.

Easy living

The sporty, spacious and very individual Activ 705 Cruiser is a boat that's made for being on the water. And makes every voyage an adventure. With room for eight people, the permanent galley and spacious dining area make those moments spent with family and friends, extra special. While the private berth and enclosed toilet are just part of the on-board comfort that makes the overall experience a real pleasure.

Turn heads with an optional striking black and white hull design with electric blue accent line. Three optional packs even allow you to tailor your boat to your exact needs such as Cruising – including cool water shower and extended L seating; Cruising Deluxe including sea toilet and fridge; and Electronic – including a GPS system and stereo.



Safety

Safety is naturally paramount on such a fine craft. You'll find carefully positioned handrails, a top quality ladder and better cockpit access from the large swimming platform than in similar boats in its category. High freeboard and a non-skid surface make it a secure on-board environment for up to eight passengers of all ages.

Comfort

When it comes to cruising, the easy to use helm design allows you to take control either standing or from the comfort of the double helm seat. The permanent galley and large dining area make entertaining very enjoyable. While the cruising pack options add touches such as extended seating benches, cabin curtains and 12V fridge.

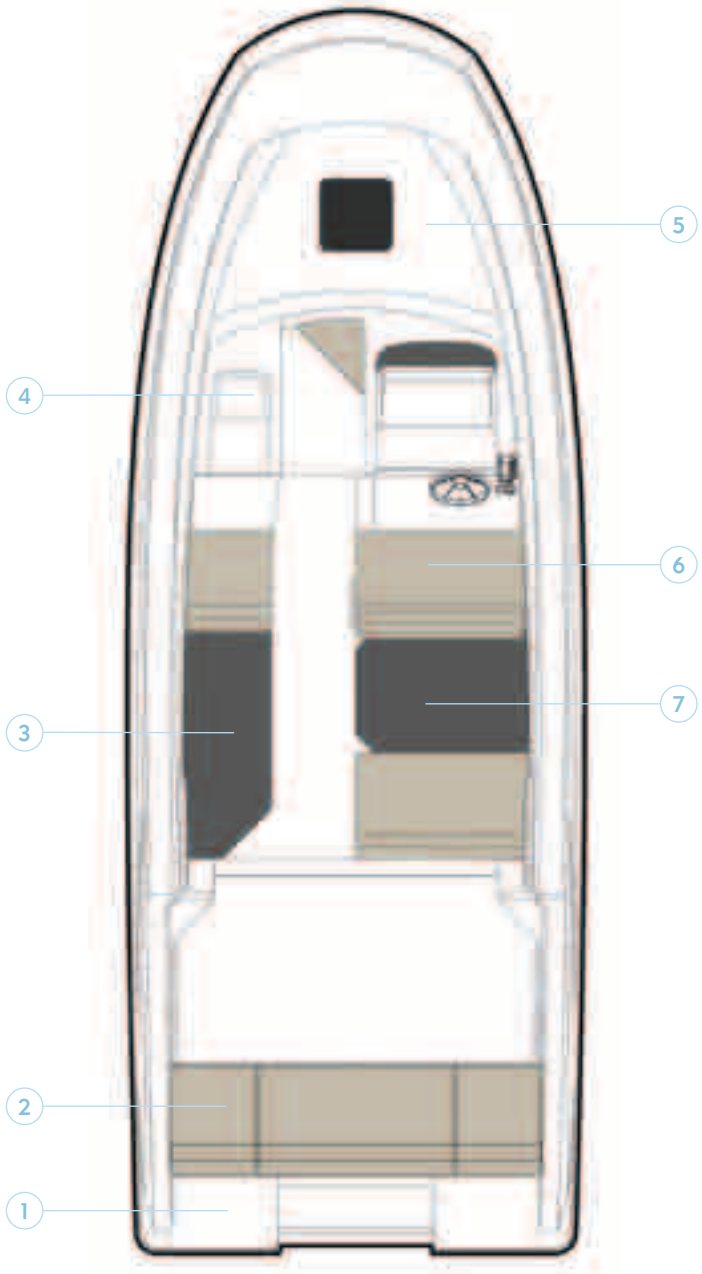
Versatility

The highly flexible nature of the Active 705 Cruiser makes life at sea a real breeze. The large dining area easily becomes a double berth while the versatile cockpit can be converted from fishing to social area in which to dine on your catch.

Storage

Every area of the Active 705 Cruiser has been designed with practicality top of mind. And when it comes to storage you'll find ample is provided underneath the seating in the cockpit and beneath the private berths.

ACTIV 705 CRUISER



Model features

- 1. Easy access in and out of the water
- 2. Optional L – seating dining area on the cockpit
- 3. Permanent galley
- 4. Enclosed toilet
- 5. Private berth for two
- 6. Double helm seating
- 7. Large dining area to share enjoyable moments with friends and family. Also converts into two berths

Model specification	OB	SD		OB	SD
Length Overall (M)	7.05	7.60	Fuel Capacity (L)	220	220
Beam Maximum (M)	2.55	2.55	CE Design Category	C	C
Height - Without Canvas (M)	*	*	Maximum Number of People	8	8
Dry Weight (Kg)	*	*	Maximum Power (HP / KW)	200 / 147	220 / 164

* Specification under validation. As a company committed to continuous product improvement specifications are subject to change.



ACTIV 645 CABIN



Smart thinking

The ease of access through bow and stern; the well thought-out cockpit; the seamless integration of the features. The Activ 645 Cabin allows intelligent design and engineering to work as one.

From the reassurance of rugged decking to the classic horseshoe seating and bow cabin for sleeping or storage, this is an easy-going experience. Feeling hungry? You're free to quickly convert your cockpit into a relaxed dining area that comfortably seats six people. Looking to soak up the sun? You'll soon be lying in one of the biggest sun decks in its category.


A wealth of stowage under the seats means you'll have plenty of room for all those little extras. Getting on and off board couldn't be easier with access points at the bow and the stern. Anti-slip steps provide extra grip as well as an integrated stainless steel ladder that leaves you ready for every eventuality.

What's more, that attention to detail flows throughout the boat. A specifically shaped locker for the fender maximises the use of available space, large stairs make for safe access to the bow, while a swivel cockpit seat makes this is a very sociable boat.

Descend into the cabin and you'll find everything equally considered there, too. A large foredeck hatch provides good ventilation and lighting as well as plenty of bow storage to help keep everything neat and tidy. A marine flush toilet is available as an option.

Opt for the striking Sport Edition to enjoy a splash of colour featuring a black and white hull design with electric blue accent line. For added enjoyment there's a cockpit shower and stereo with two speakers.





Safety

The beautiful contemporary styling of the Activ 645 Cabin has not been at the expense of safety. Excellent safety features include easy access in and out of the cockpit along with anti-slip stairs to the water and an anti-slip flat canopy storage surface. There's also an extra high freeboard for added safety and access to the bow is via large steps.

Comfort

Good looking and a great experience too. In the cockpit, there are swivel driver and passenger seats and a teak dining table that seats six and effortlessly doubles up as sun lounge. Below deck, the cabin comes with the option of a flush toilet, lateral ventilation and lighting and a seating area that converts easily in to a large double berth.

Versatility

Entertaining, sunbathing or water sports, the Activ 645 Cabin allows you the flexibility to enjoy life on the water on your terms. Conveniently stored under the floor hatch, the central cockpit table can be quickly pulled up for dining or a sunpad added to it, to create a generous sundeck area.

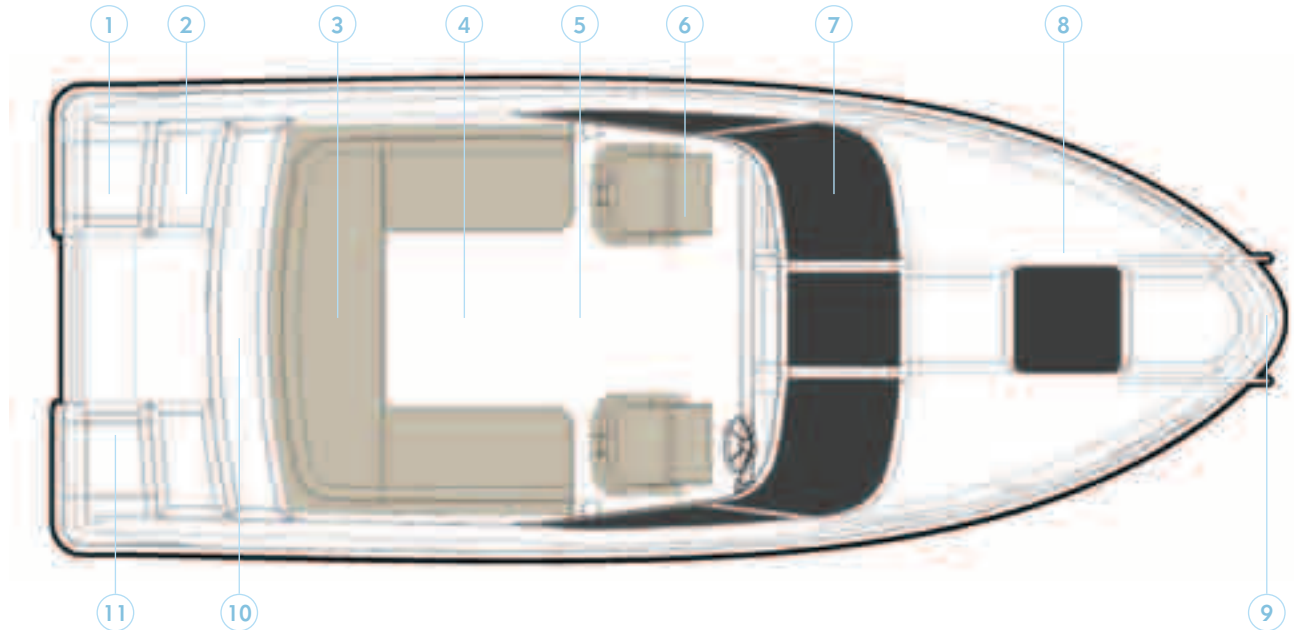
Storage

As befitting such a practical boat, storage is very smart with an integrated solution for canvas storage. There's also clever table and coolbox storage in the cockpit for easy conversion to sun lounge. Useful additional storage is available under the seats and fender lockers.

Sport edition

Black and white hull design with electric blue accent line, cockpit shower and stereo with two speakers.

ACTIV 645 CABIN



Model features

- | | | |
|--|--|--|
| 1. Ladder Locker | 5. Table and electric cool box storage | 9. Safe access via the bow |
| 2. Fender storage locker | 6. Swivel bolster seat (pilot and co-pilot) | 10. Integrated solution for canvas storage |
| 3. Storage under seating | 7. Co-pilot storage / cabin access | 11. Easy and safe access in and out of the water |
| 4. Dining area with a large teak table that converts into a large sun lounge | 8. Cabin with double berth and optional sea toilet | |

Model specification

Length Overall (M)	6.33	Fuel Capacity (L)	160
Beam Maximum (M)	2.39	CE Design Category	C
Height - Without Canvas (M)	1.40	Maximum Number of People	7
Dry Weight (Kg)	1060	Maximum Power (HP / KW)	200 / 147

As a company committed to continuous product improvement specifications are subject to change.



ACTIV 640 CABIN



Perfect days

This is the ideal boat for a perfect day on the water with family and friends. Getting into the water for a host of fun is made a whole lot easier by the large swimming platform providing easy access for diving, snorkelling or water skiing. Or if you're feeling less energetic, the innovative aft bench seat easily converts into a generous and comfortable sun lounge area for a relaxing afternoon on the water and beneath the sun.





Safety

When you're out on water having fun you can rest assured that we take your safety seriously. So you'll find plenty of deck space and solid grab rails for easy access around the boat. Driving is fast and exhilarating, but smooth and safe thanks to the power steering while navigation lights ensure clear signalling. There's also a bilge pump as standard for removing bilge water safely and efficiently.

Comfort

The Activ 640 Cabin is truly designed around your comfort. From the ample sun pad on the foredeck to the spacious cockpit with dual bucket seats the emphasis is firmly on making life on board easy. And that carries right through to the roomy cabin and below deck with a V-berth for two people and a chemical WC offering all the essentials you need for an enjoyable escape.

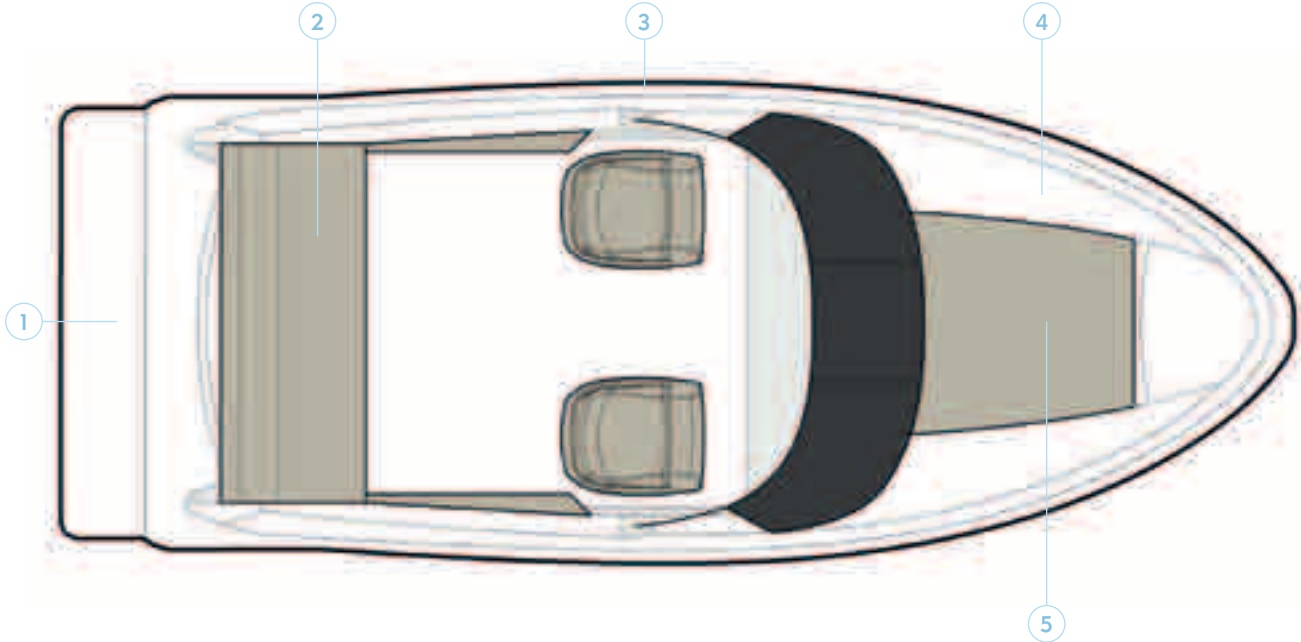
Versatility

This is the boat that's as active as you and thoughtfully designed to let nothing come between you and plenty of fun on the water. A sturdy swim ladder to get you in and out of the water quickly, a ski hook for when you want a real blast and, of course, that back bench seat that cleverly and easily converts into a really comfortable sun pad when you want to take it easy. And there's a cockpit table to gather around to enjoy freshly caught fish, a chilled glass of wine or good conversation under the stars.

Storage

You'll find numerous and very handy storage places throughout, including lockers, a side storage compartment and a well-placed anchor locker. Plus, to help you raise and lower the anchor, there's a bow roller carrying it out quickly and simply without scratching the hull or topside.

ACTIV 640 CABIN



Model features

- 1. Large swimming platform with robust ladder to ease access out of the water
- 2. Convertible seating area to large sun lounge
- 3. High free boards for childrens' safety
- 4. Cabin with chemical toilet and double berth
- 5. Ample sun pad on foredeck

Model specification

Length Overall (M)	6.40	Fuel Capacity (L)	135
Beam Maximum (M)	2.53	CE Design Category	C
Height - Without Canvas (M)	2.08	Maximum Number of People	6
Dry Weight (Kg)	1410 / 1515	Maximum Power (HP / KW)	220 / 164

As a company committed to continuous product improvement specifications are subject to change.
 Mercury MerCruiser 3.0 TKS & MPI / Mercury MerCruiser 4.3 MPI



The perfect all-rounder

Whether you're a seasoned lover of the cruising lifestyle or you're just getting into it, the Activ 540 Cabin offers everything you're looking for in a perfectly balanced all-rounder. The wide beam opens up all the versatility and freedom needed to create surprisingly spacious room in the cockpit as well as sleeping accommodation below deck in the bright, airy cabin. Throw in a sun pad to lay back and relax on and you're all set to enjoy plenty of fun on the water.

Safety

Playing on water isn't relaxing unless you've got a boat you can put your trust in. The Activ 540 Cabin is built to put your mind at rest. Right from the solid integrity of its construction through to hydraulic steering as standard for driving that's always fast but smooth and safe as well as navigation lights ensuring clear signalling.

Comfort

The 540 is a roomy and sociable cruiser with a spacious cockpit complete with co-pilot seat and cushions, a versatile picnic table and, when you really want to relax, there's a sun pad for catching some rays plus a bright, airy cabin with V-berth for two people to unwind after a day on the water. A chemical WC also comes as standard.

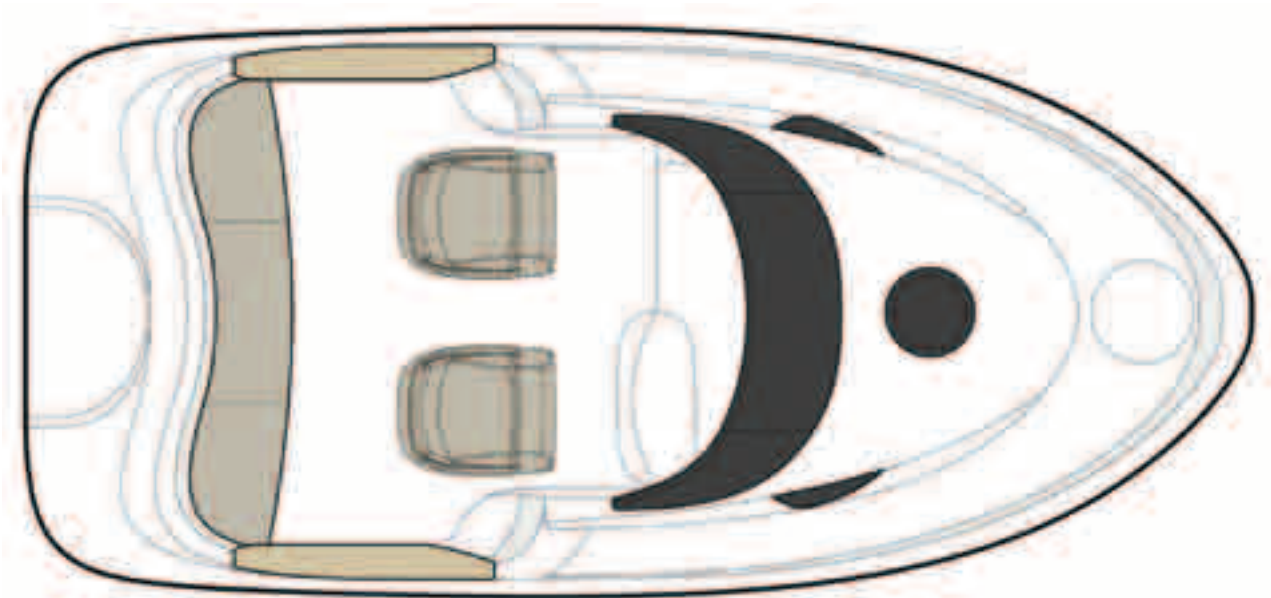
Versatility

From a ski pole as standard to handy fishing rod holders and a robust swim ladder, the Activ 540 Cabin is designed for a host of water activities. So from water skiing to fishing to diving in for a swim you're all set to go. And when you've worked up an appetite the picnic table is perfect for a quick snack or a more leisurely meal at the end of the day.

Storage

To help you get on and enjoy life on the water as much as possible the Activ 540 Cabin takes care of all the practical things as well. With ample storage all around, conveniently placed fishing rod holders and a perfectly situated anchor locker, there's a space for everything. And there's also a bow roller on deck to make sure that lowering and raising the anchor is completely simple and worry free, removing the risk of scratching the hull or topside.

ACTIV 540 CABIN



Model specification

Length Overall (M)	5.55	Fuel Capacity (L)	90
Beam Maximum (M)	2.47	CE Design Category	C
Height - Without Canvas (M)	2.00	Maximum Number of People	6
Dry Weight (Kg)	815	Maximum Power (HP / KW)	135 / 99.3

As a company committed to continuous product improvement specifications are subject to change.



The versatile day cruiser

With the Activ 510 Cabin you get the best of both worlds. Hydraulic steering, plenty of storage, a roomy cockpit and ample room for fishing from the boat make it the perfect day cruiser. But this versatile cruiser also boasts comfortable sleeping accommodation below deck for when you really want to make the day last.

Safety

The robust swim ladder and grab rail make getting in and out of the water quick and safe while the open design of the deck means that getting around on board is easy. Add to all this hydraulic steering and navigation lights for clear signalling and you have a boat that's also easy to drive and navigate.

Comfort

Great for escaping for the day, the Activ 510 Cabin has a roomy cockpit with seat cushions and picnic table so you can relax and entertain and if you want to take the fun into another day there's a bright cabin with V-berth for two people including mirror. For added comfort there's an optional co-pilot seat and chemical WC.

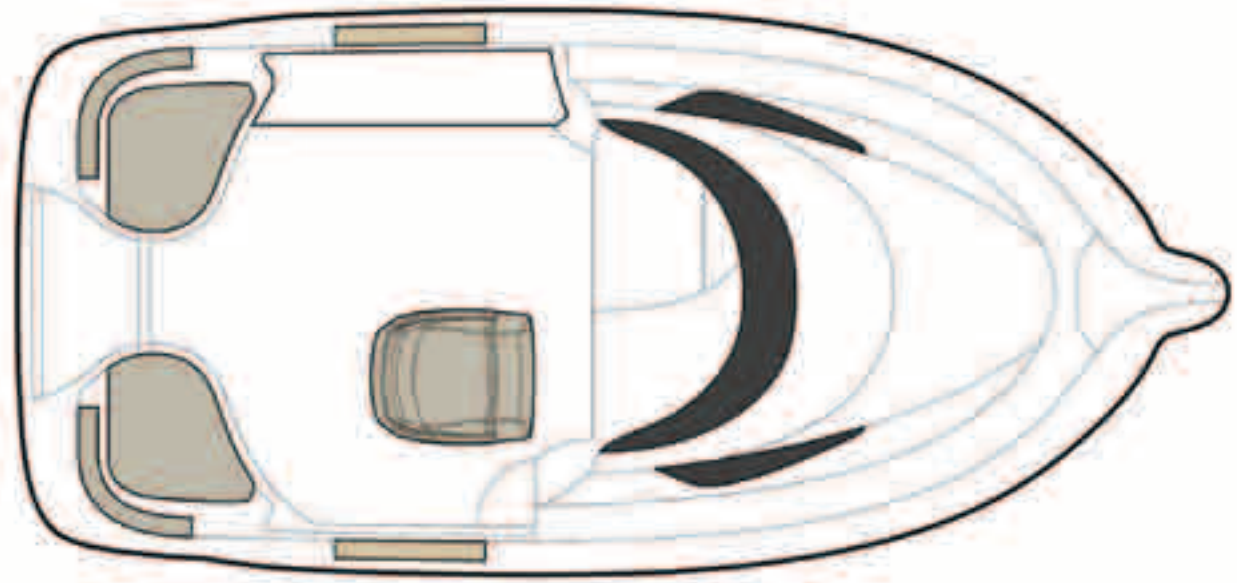
Versatility

Switching effortlessly from a day cruiser to an overnighter this is the boat that lets you get out there and play and then relax afterwards with comfortable space on deck and more below.

Storage

Everything has its place on board the Activ 510 Cabin. The perfectly situated locker for the anchor keeps it safely out of the way and when you need to raise or lower it there's a bow roller that let's you do the job simply whilst preventing scratches to the hull or topside. And with ample storage all around plus conveniently placed fishing rod holders.

ACTIV 510 CABIN



Model specification

Length Overall (M)	5.25	Fuel Capacity (L)	50
Beam Maximum (M)	2.33	CE Design Category	C
Height - Without Canvas (M)	1.86	Maximum Number of People	5
Dry Weight (Kg)	575	Maximum Power (HP / KW)	90 / 66.2

As a company committed to continuous product improvement specifications are subject to change.



Compact but perfectly formed

Welcome to the smaller boat that packs much more on board than you'd expect. With a roomy cockpit, plenty of useful storage and a cabin with V-berth for two people it's easy to see why the Activ 470 Cabin has been a classic best seller.

Safety

A smaller boat doesn't mean less attention to your safety. In fact safety becomes a much greater focus so you can look forward to all the reassurance of the features we offer on larger boats including a robust swim ladder and grab rail, an open deck design for easy movement around the boat, and navigation lights for clear signalling to guide you through the dark.

Comfort

You'll find a host of features for extra comfort on board ranging from a roomy cockpit with cushions and backrests for the seats through to a cabin with V-berth for 2 people including mirror and an optional chemical WC.

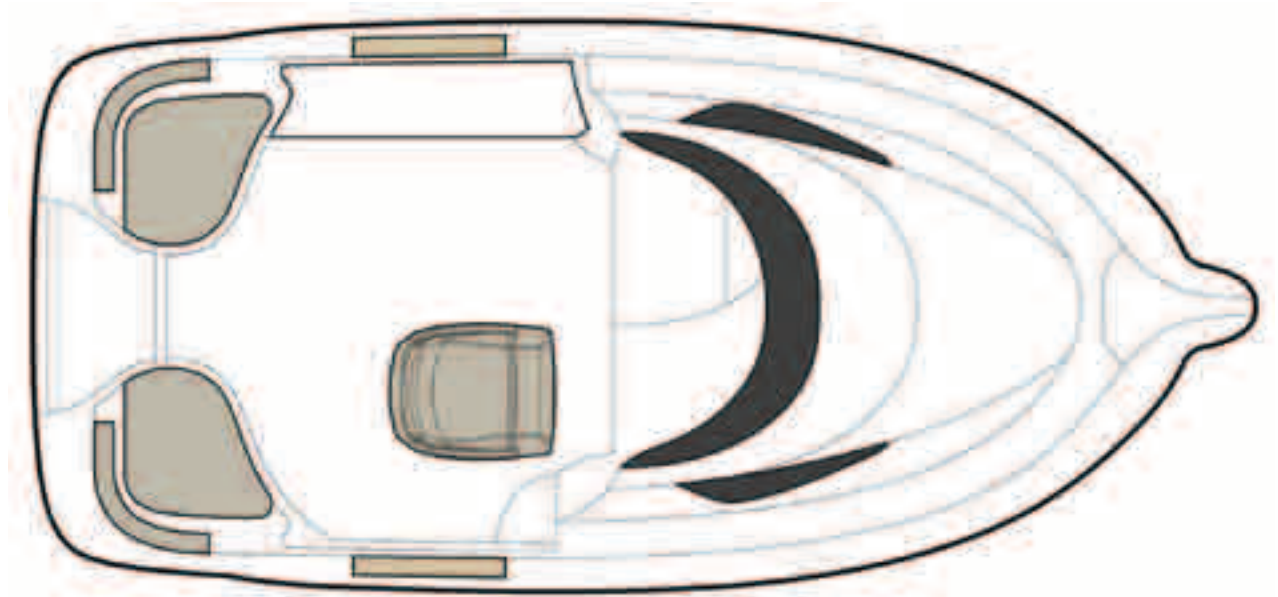
Versatility

With so much flexibility, practicality and comfort the Activ 470 Cabin gives you big advantages all wrapped in a smaller boat that's so easy to use so that you can get out there and make the most of the day.

Storage

The Activ 470 Cabin is equipped with much more than you'd imagine. Typical of its clever design is the fact that there's space for a well-placed anchor locker. With bow roller for easy raising and lowering of the anchor, storage lockers and side storage compartment as well this is the compact boat that's big on practicality.

ACTIV 470 CABIN



Model specification

Length Overall (M)	4.83	Fuel Capacity (L)	25
Beam Maximum (M)	2.37	CE Design Category	C
Height - Without Canvas (M)	1.75	Maximum Number of People	5
Dry Weight (Kg)	490	Maximum Power (HP / KW)	60 / 44.1

As a company committed to continuous product improvement specifications are subject to change.



Time for some fun

If you're seriously tempted to get into the boating life then there's no better place to start than on board the Activ 430 Cabin. It's compact yet it comes with a surprisingly large cabin making it perfect for keeping children sheltered from the elements when you need to as well as occasional overnight trips. It's also easy to tow and get in and out of the water. Time to start having some real fun.

Safety

You can set out on your first journeys with complete confidence thanks to this solid, well made boat with space to move around easily, storage to keep everything safely out of the way, sturdy grab rails for added peace of mind and a robust swim ladder.

Comfort

The Activ 430 Cabin is definitely big on comfort with room for up to four people to escape and enjoy some fun on the water thanks to a cockpit with cushions, a versatile picnic table for relaxing meals with friends or the children and even a V-berth for 2 people for when a great day turns into a great night.

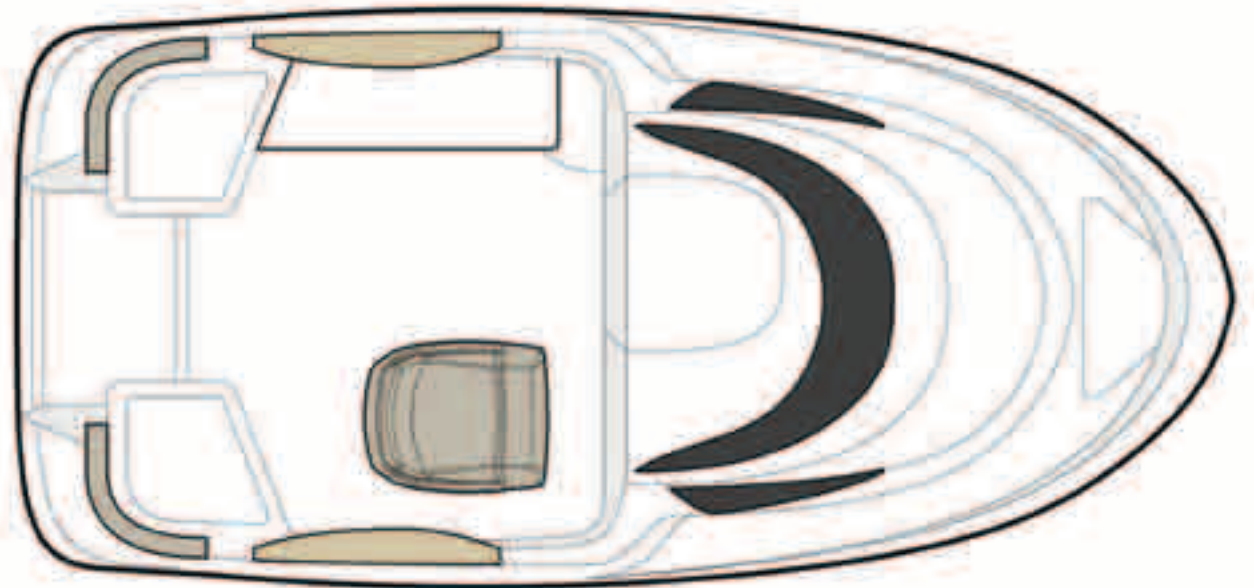
Versatility

Easy to tow, easy to steer out on the water and just as easy to take back home, the Activ 430 Cabin is the perfect boat for those first unforgettable trips combining plenty of practicality with endless fun.

Storage

A smaller boat doesn't mean it's ever a problem to keep everything packed away, safe and dry. This boat comes complete with a well-placed anchor locker plus an easy to use bow roller for lowering and raising the anchor. And with handy storage places plus a generous side storage compartment everything is designed to make life on the water carefree.

ACTIV 430 CABIN



Model specification

Length Overall (M)	4.40	Fuel Capacity (L)	25
Beam Maximum (M)	2.11	CE Design Category	C
Height - Without Canvas (M)	1.60	Maximum Number of People	4
Dry Weight (Kg)	450	Maximum Power (HP / KW)	50 / 36.8

As a company committed to continuous product improvement specifications are subject to change.



Some things are better shared

The Activ 700 Cruiser is made for escaping with family or friends. The perfect cruiser and fisher, it comes complete with three fixed berths, plus two additional convertible berths. Add to that a picnic table, sun pad, deck shower and a useful-sized galley, and you're ready to make a real weekend of it – any time you choose.

Safety

With the potential for seven occupants, safety is paramount. Navigation lights, a wealth of protective storage space, and a Mercury Diesel 2.0L 150 HP engine, means you're free to roam with confidence, while a bow thruster ensures easier docking and turning no matter where your journey takes you.

Comfort

Prepare for some serious relaxation. Enjoy a little light lunch on the picnic table. Take in a touch of sunbathing on the sun pad. Or why not watch the sun set from the comfort of a spacious, bright cabin? Along with a galley, including a sink, 100L pressurised water system, cooker and fridge, you won't need anything but good company.

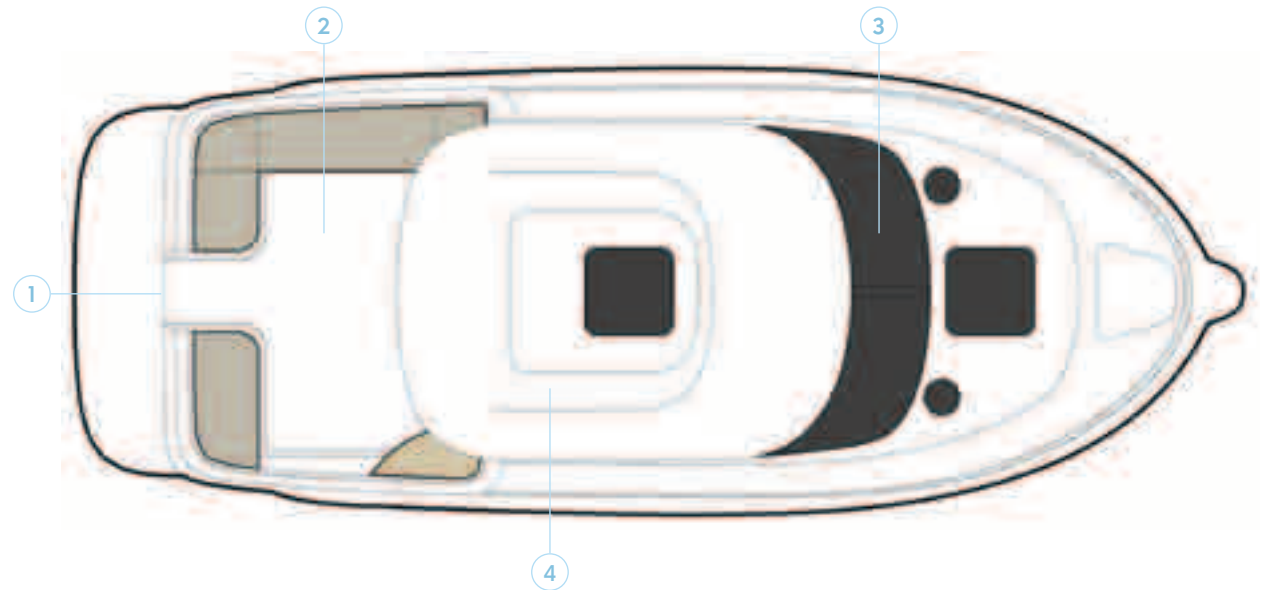
Versatility

Spacious enough for friends and family. Equipped enough for the most enthusiastic of fishermen. The Activ 700 Cruiser puts a range of possibilities at your fingertips. Easy to entertain. Robust enough to guarantee a great fishing weekend. Why have the one, when you can have them both?

Storage

Good storage should be plentiful, but never intrusive. The Activ 700 Cruiser is packed with numerous storage areas, including lockers, side compartments, fishing rod holders and an anchor locker. If you need to take it along, you'll find there's probably a space for it.

ACTIV 700 CRUISER



Model features

1. Large swimming platform to ease access in and out of the water
2. Large cockpit area to relax and enjoy the sun
3. Large window to allow maximum natural light in
4. Wide side deck and handrail on hard top for convenient and safe passage from aft to bow

Model specification

Length Overall (M)	7.65	Fuel Capacity (L)	135
Beam Maximum (M)	2.78	CE Design Category	C
Height - Without Canvas (M)	3.05	Maximum Number of People	7
Dry Weight (Kg)	2310	Maximum Power (HP / KW)	150 / 110

As a company committed to continuous product improvement specifications are subject to change.



Time for some serious fun

For the weekend fisherman who likes his sport with more than a touch of comfort. Roomy enough to get in a good day's fishing outside; plenty of space inside, should the weather take a turn for the worse. Prepare a warm meal, enjoy some well earned rest and relive the best of the day's action with friends.

Safety

Safety isn't simply an afterthought with the Weekend 640, it's an integral part of the boat. A bright and airy cabin, discreet storage areas, anchor locker, navigation lights, virtually every feature has earned its place thanks to its inherent safety features.

Comfort

If you take your fishing and your relaxation seriously, then you'll appreciate the Weekend 640. Equipped with a large convertible dining table, 50L pressurised water system, shower deck, double berths, and a galley equipped with cooker plus sink and tap, it's more like a floating apartment than a fishing boat. Add to that thoughtful touches like an electric windlass and an adjustable pilot seat and the only exertion you'll need to make is hauling in your catch.

Versatility

Well equipped and airy, the Weekend 640 combines ability and comfort without compromise. Day-tripper, overnigher, or serious weekender, the Weekend 640 delivers them all and more.

Available as:

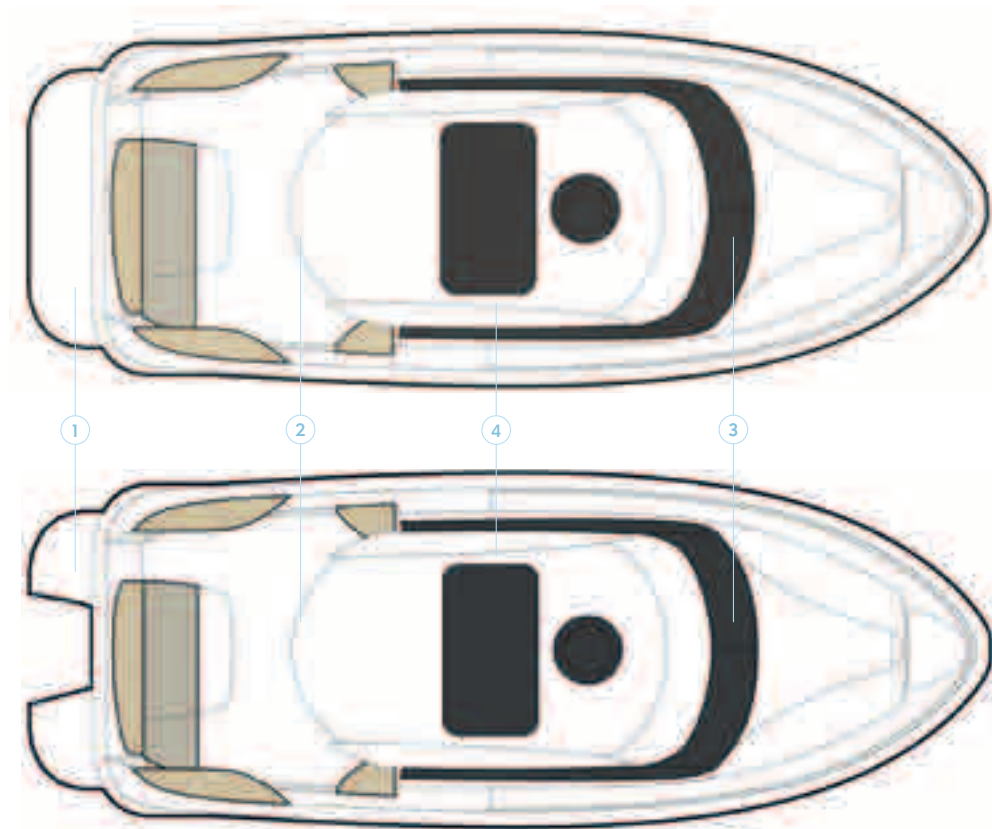
Outboard - agile and easy to maintain. Also with Verado pre-rigging.

Stern drive - offering diesel economy and a spacious swim platform.

Storage

Those fun-filled weekends need plenty of extras. That's why the Weekend 640 comes with a wealth of storage compartments, including fishing rod holders and an anchor locker. Storage simply won't be a problem.

WEEKEND 640



Model features

1. Large swimming platform to ease access in and out of the water
2. Large cockpit area to relax and enjoy the sun
3. Large window to allow maximum natural light in
4. Wide side deck and handrail on hard top for convenient and safe passage from aft to bow

Model specification	OB	SD	OB	SD	
Length Overall (M)	7.30	7.30	Fuel Capacity (L)	135	135
Beam Maximum (M)	2.54	2.54	CE Design Category	C	C
Height - Without Canvas (M)	2.63	2.63	Maximum Number of People	6	6
Dry Weight (Kg)	1400	1660	Maximum Power (HP / KW)	135/99.3	135/101

As a company committed to continuous product improvement specifications are subject to change.

The power to escape

Once you become a Quicksilver Activ owner you have the power to change everything. To leave behind the everyday. To be free whenever you want. To make every moment count. All you need do now is decide how much power you need.

Whether you choose Mariner, Mercury, Mercury MerCruiser or Mercury Diesel, each one offers its own distinct range of benefits. Talk to your dealer to find the right outboard or inboard power system for you.



Outboard motors



4-stroke

Intake, compression, power, exhaust. The four stages of the four-cycle combustion. As every combustion series consists of four discrete stages, 4-stroke engines tend to be quieter, smoother and more fuel-efficient than traditional 2-strokes - all the while producing lower emissions.

Verado® supercharged

Before Verado®, conventional 4-stroke outboards were reliable, but disappointing on performance. The revolutionary Verado® 4-stroke changed that by combining unmatched acceleration and responsiveness, unbeatable torque, precise control and ultra quiet operation with industry-leading reliability.

OptiMax®

A Direct Injected engine that combines the heart, soul, speed and power of a traditional 2-stroke, but with the advantages of a 4-stroke. Its unique two-stage injection system creates a remarkably complete combustion - which means you can have a great time on the water while feeling good about conserving fuel and producing fewer emissions.

Inboard & Sterndrive motors



Sterndrive Engines:

From the reliable performance of the MerCruiser 3.0 TKS/MPI to the stronger MerCruiser 4.3 MPI, you have all the power, efficiency and value you're looking for.

- Optimised intake manifold for improved fuel atomisation and smoother power delivery
- Revised fuel calibration for crisp acceleration and smooth running quality
- Low restriction flame arrestor for added horsepower and torque

- 3-year/300 hour maintenance interval on many periodic service items saves time and money
- Helm-mounted Audio Warning System monitors for oil pressure, engine temperature and drive lube level - provides instant alarm if any of these vary from normal operating values
- Available MerCathode® galvanic corrosion prevention system offers unmatched Active electronic corrosion protection
- The Alpha® sterndrive delivers reliable performance in a value package



Mercury Diesel

Combining the quiet, smooth performance of a traditional gasoline with the durability of a diesel, this four cylinder compact powerhouse features an advanced ECM with SmartCraft® compatibility to monitor various engine parameters. The QSD2.0 also features advanced components like the integrated heat exchanger and exhaust manifold, which also help reduce overall package size. Impressive acceleration and precise throttle response are the result of a 16 valve cylinder head and a proven common rail fuel system that includes a turbocharger and seawater aftercooler.

Specifications

	MODEL SPECIFICATION													HULL & DECK													HELM					COCKPIT															
	Length Overall (M)	Length of Hull (M)	Beam Maximum (M)	Height - Without Canvas (M)	Dry Weight (kg)	Draft Hull with Max Engine (M)	Fuel Capacity (L)	CE Design Category	Maximum Number of People	Maximum Power (HP)	Maximum Power (kW)	Water Capacity - Optional (L)	OB Shaft Length	Bow Roller	Bow Thruster	Hydraulic Flaps	Electrical Windlass	Windscreen Wiper	Navigation Lights	Swim Ladder	Anchor Locker	Storage Lockers	Rod holders	Self Bailing Cockpit	Ski Pole or Hook	Opening Deck Hatch	Laminated Teak	Bimini	Complete Enclosed Canvas	Bow Cushions	Shore Power	Speedometer/Tachometer	Fuel Gauge	Trim Gauge	Hydraulic Steering	Pilot and Co-pilot Seats with Flip Bolster and Swivel	12v electrical socket	Carbon effect dash with instrumentation	GPS/Chart plotter/ Depth Sounder Lowrance 5" & 7"	Co-pilot Seat	Cockpit Cushions	Sun Lounge Cushions					
ACTIV 675 OPEN	6.74	6.45	2.55	2.09	1205	0.45	135	C	8	200	147	45	XL	v			o		v	v	v	v	v	v	SP			o		v		v	v	v	v	v	v	v	v	v	v	v	v	v	v	v	
ACTIV 605 OPEN	6.12	5.75	2.40	2.05	950	0.43	110	C	7	150	110	45	XL	v			o		v	v	v	v	v	v	SP			o		v		v	v	v	v	v	v	v	v	v	v	v	v	v	v	v	
ACTIV 555 OPEN	5.55	5.29	2.29	1.90	745	0.36	90	C	6	100	73.6		L	v					v	v		v	v	v	H			o		v		v		o		v	v		v	v	v	v	v	v	v	v	
ACTIV 505 OPEN	5.07	4.81	2.12	1.82	720	0.33	50	C	5	60	44.1		L	v					v	v		v	v	v	H ²			o		o		v	v				v	v		v	v		v	o	o		
ACTIV 675 SUNDECK	6.74	6.45	2.55	2.15	1285	0.46	135	C	8	200	147	45	XL	v			o		v	v	v	v		v	SP	v		o				v	v	v	v	v	v	v	v	v	v	v	v	v	v	v	v
ACTIV 605 SUNDECK	6.12	5.75	2.40	2.03	1045	0.44	100	C	7	150	110	45	XL	v			o		v	v	v	v		v	SP			o				v	v	v	v	v	v	v	v	v	v	v	v	v	v	v	v
ACTIV 705 CRUISER	7.05 7.60 ¹	6.80	2.55	*	*	*	220	C	8	200 220 ¹	147 164 ²	45	XL	v			o	v	v	v	v	v	v				o	o	o	o	v	v	v	v		v	v	o	v	v		v	v				
ACTIV 645 CABIN	6.33	6.12	2.39	1.40	1060	0.49	160	C	7	200	147	45	XL	v			o	v	v	v	v	v		v	SP	v	v	o	o			v	v	v	v	v	v	v	v	v	o	v	v	v	v	v	
ACTIV 640 CABIN	6.40	5.94	2.53	2.08	1410 1515 ¹	0.39	135	C	6	220	164	45		v					v	v	v	v		v	H	v		o			v	v	v	PS					v	v	v						
ACTIV 540 CABIN	5.55	5.33	2.47	2.00	815	0.42	90	C	6	135	99.3		L	v					v	v	v	v	v	v	SP	v		o			v	v	v	v							v	v	v				
ACTIV 510 CABIN	5.25	4.98	2.33	1.86	575	0.34	50	C	5	90	66.2		L	v					v	v	v	v		v				o						v							v	v					
ACTIV 470 CABIN	4.83	4.67	2.37	1.75	490	0.30	25	C	5	60	44.1		L	v					v	v	v	v		v				o													o	v					
ACTIV 430 CABIN	4.40	4.24	2.11	1.60	450	0.30	25	C	4	50	36.8		L	v					v	v	v	v		v				o														v					
ACTIV 700 CRUISER	7.65	6.96	2.78	3.05	2310	0.85	135	C	7	150	110	100		v	v	v	v	v	v	v	v	v	v	v		v		o	o		v	v	v	v	v									v	v		
WEEKEND 640 OB	7.30	6.48	2.54	2.63	1400	0.49	135	C	6	135	99.3	45	XL	v			o	v	v	v	v	v	v	v		v		o	o		o	v	v	v	v		v							v			
WEEKEND 640 SD	7.30	6.48	2.54	2.63	1660	0.45	135	C	6	135	101	45		v			o	v	v	v	v	v	v	v		v		o	o		o	v	v	v	PS		v							v			

*Specification under validation 1 OB Version/SD Version 2 Ski Pole Optional, Comfort Pack, Cruising Pack, Cruising Deluxe Pack and Electronic Pack are optional v = Standard o = Optional PS = Power Steering
As a company committed to continuous product improvement, specifications are subject to change.

QUICKSILVER®

Explore our dealer network at
www.quicksilver-boats.com

 **BRUNSWICK**
GENUINE INGENUITY



The quality system of
Brunswick Marine in EMEA
is ISO 9001:2000 certified.

© 2012 Brunswick Marine in EMEA. All Rights Reserved.

Brunswick Marine in EMEA continuously explores means to improve the products it designs, manufactures and distributes. Every effort is made to produce sales and service literature which is current. Changes to specifications of engines, boats and accessories are ongoing. This brochure should not be regarded as a precise guide to the latest specifications. This brochure is also not an offer for sales of any particular engine, boat or accessory. Distributors and dealers are not agents of Brunswick Marine in EMEA or one of its affiliates and they have no authority to bind Brunswick Marine in EMEA by any express undertaking or representation, including but not limited to representations of product, sales, applications or service nature. Not all products are available in all countries and some are available only in limited quantities. Some products shown in this catalogue are equipped with optional accessories. Please see your local dealer.

www.quicksilver-boats.com